



WELCOME TO YOUR WORLD WITHIN



A WORLD WITHIN

RAJENDRA NAGAR, HYDERABAD

A JV By Vaishnao Group & Prestige Group

RERA No.: P02400007209

REDEFINING SKYLINES.



Prestige is one of India's most trusted and respected Real Estate Developers. Since 1986, we have helped to shape the skylines of modern urban India, by pioneering, consistently and constantly, the most state-of-the-art transformative real estate concepts, technologies and innovations.

We have given our cities magnificent residential communities that rival the best in the world; high tech commercial spaces and SEZs that house the world's major blue chip corporates; retail and entertainment hubs that offer compellingly differentiated experiences; and leisure and hospitality properties that are clearly a class apart.

RAISING STANDARDS. BUILDING MODERN INDIA.

Prestige's business spans diverse segments including Residential, Office, Retail, Hospitality, Property Management and Warehouses with operations in **13 MAJOR LOCATIONS IN INDIA**. Across segments, we have **COMPLETED 288 PROJECTS SPANNING A DEVELOPABLE AREA OF 172 MN SFT** and have 56 ongoing projects, with a total developable area of 86 mn sft. We also have 44 projects spanning 85 mn sft on the drawing board, and hold a land bank of over 728 acres as of September 2023.

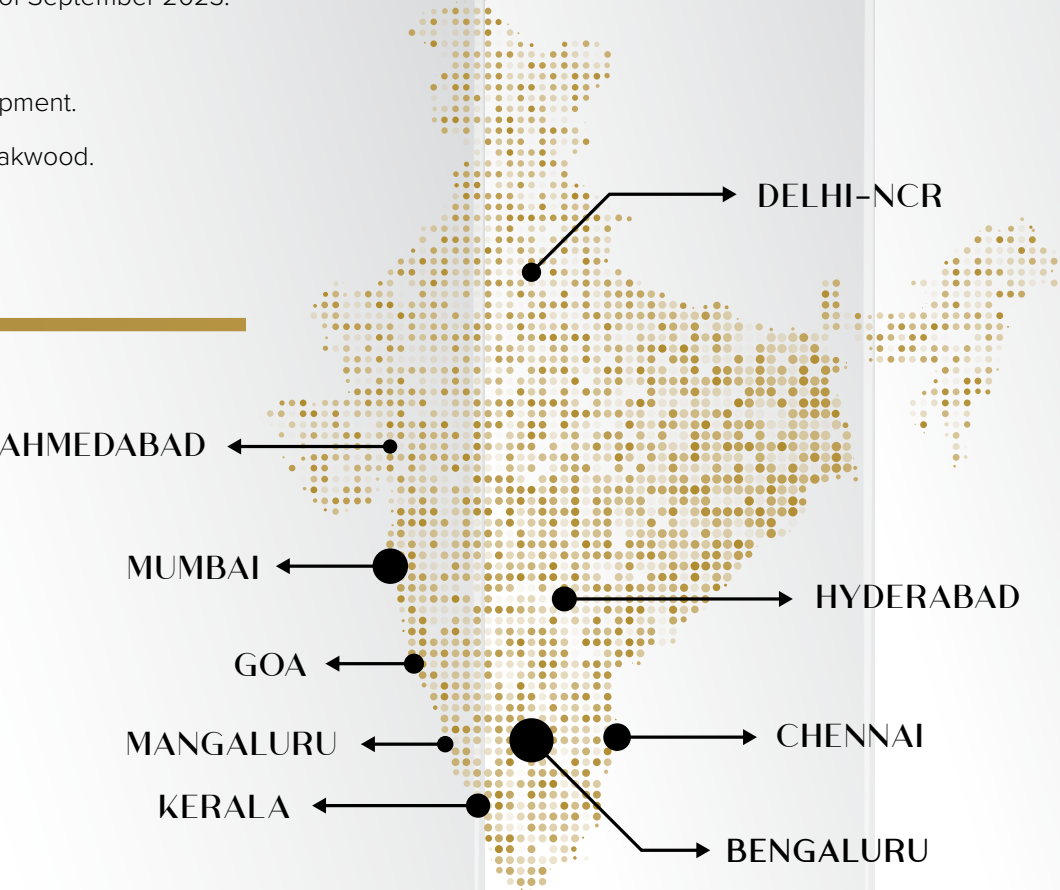
Our Hospitality portfolio comprises over 1300 keys under operation and approximately 1500 keys under development. We have tied up with top global brands such as JW Marriott, Sheraton Grand, Conrad by Hilton, W Hotel, and Oakwood.

Prestige has been graded DA1+ by CRISIL and enjoys a credit rating of ICRA A+.

What sets us apart is also our vision that we need to lead by example in doing the right thing. So, we ensure that every Prestige development is designed and built to promote sustainability and ecological conservation.

Today, more than fifty thousand Indian families have added Prestige to their lives with a home in a Prestige community. As we continue to enhance the skylines and provide a premium quality of life to the residents of Bengaluru, Chennai, Goa, Hyderabad, Kochi, Kozhikode, Mangaluru, Mumbai and Delhi NCR, we are also expanding our reach to take more of India under the Falcon's wing.

CREATING LANDMARKS IN LUXURY AND TOWNSHIP LIVING SINCE 1986





THE PRESTIGE CITY

THE COMMUNITY LIVING CONCEPT THAT IS TRANSFORMING URBAN INDIA

Prestige's flagship real estate concept, The Prestige City is a comprehensive, self-contained, high profile residential community that offers the best options of residential dwellings & modern amenities that facilitate an unparalleled, premium quality of life.

The Prestige City Hyderabad, designed by renowned architect, Hafeez Contractor, is an entire world within itself, with a brilliant bouquet of leisure, recreational and service amenities, beautifully landscaped gardens and expansive lawns, broad, well-laid vehicle free, tree lined roads, thoughtfully designed social spaces and cultural arenas, and sustainable management practices.

In short, The Prestige City offers a wholesome and holistic living experience that epitomises the very best of community living.

After successfully launching The Prestige City in Bengaluru and Mumbai, Prestige now brings this unprecedented way of living life larger than life to Hyderabad.



THE PRESTIGE CITY

A WORLD WITHIN
RAJENDRA NAGAR, HYDERABAD
A JV By Vaishnavi Group & Prestige Group

ENJOY AN UNPRECEDENTED QUALITY OF LIFE IN THE CITY'S LARGEST EVER RESIDENTIAL TOWNSHIP

The Prestige City, Hyderabad comprises 119 luxury villas and 4647 high rise apartments located in Rajendra Nagar. Overlooking the sprawling Mulagund Lake and adjoining over 2000 acres of dense reserved green spaces, it is a tranquil and serene community that rests peacefully in Nature's wholesome lap.



Artist's Impression

EXTERIOR VIEW



Artist's Impression



LOCATED FOR EASY ACCESS TO EVERYWHERE AND EVERYTHING

Located in Rajendra Nagar, The Prestige City positions you perfectly to be within quick and easy reach of everything you need. It is connected by arterial roads, such as the Outer Ring Road and the PVNR Flyover, to all parts of Hyderabad. The airport is just 15 minutes away and the proposed Shamshabad Metro Station is just 10 minutes away. Premium schools, colleges, healthcare facilities, leisure centres and shopping hubs are all nearby.

15 minutes to **Airport**
28 Minutes to **Banjara Hills**
30 Minutes to **Gachibowli**
35 Minutes to **Jubilee Hills**

15 minutes to **Airport**
28 Minutes to **Banjara Hills**
30 Minutes to **Gachibowli**
35 Minutes to **Jubilee Hills**

20 Minutes to **Novotel**
7 Minutes to **Citadel Hotel**
8 Minutes to **Hotel Olympia Inn**

20 Minutes to **Novotel**
7 Minutes to **Citadel Hotel**
8 Minutes to **Hotel Olympia Inn**

10 Minutes to Trident Hospital
10 Minutes to Shadan Hospital
10 Minutes to LV Prasad Hospital
15 Minutes to Olive Hospitals
25 Minutes to KIMS Hospitals
25 Minutes to Apollo Hospital

10 Minutes to Trident Hospital
10 Minutes to Shadan Hospital
10 Minutes to LV Prasad Hospital
15 Minutes to Olive Hospitals
25 Minutes to KIMS Hospitals
25 Minutes to Apollo Hospital

Schools :

7 Minutes to Solitaire Global School
11 Minutes to EDIFY World School
12 Minutes to Basil Woods School
16 Minutes to Greenwich Academy
20 Minutes to DPS Aero City

16 Minutes to **Mahaveer Institute of Science & Technology**
25 Minutes to **Vasavi College of Engineering**
30 Minutes to **Lords Institute of Engineering & Technology**

16 Minutes to **Mahaveer Institute of Science & Technology**
25 Minutes to **Vasavi College of Engineering**
30 Minutes to **Lords Institute of Engineering & Technology**

9 Minutes to **Mantra Mall**
11 Minutes to **South India Shopping Mall**
15 Minutes to **Asian Cinemas MCube Mall**
30 Minutes to **GVK One Mall Banjara Hills**

9 Minutes to **Mantra Mall**
11 Minutes to **South India Shopping Mall**
15 Minutes to **Asian Cinemas MCube Mall**
30 Minutes to **GVK One Mall Banjara Hills**

5 Minutes to PVNR Express Highway which connects
to Mehdiapatnam & Banjara Hills
10 Minutes to Outer Ring Road which connects to Hitech City
CBD Areas, Financial District, Secunderabad
15 mins to Proposed Metro

5 Minutes to PVNR Express Highway which connects
to Mehdiapatnam & Banjara Hills
10 Minutes to Outer Ring Road which connects to Hitech City
CBD Areas, Financial District, Secunderabad
15 mins to Proposed Metro

20 Minutes to **GMR Aerospace & Industrial Park**
20 Minutes to **GMR Business Park**
20 Minutes to **Aero City**
25 Minutes to **HCL Talent Care**
30 Minutes to **Financial District**
35 Minutes to **MindSPACE SEZ**
40 Minutes to **Hitec City**
40 Minutes to **Hyderabad Pharma City**

20 Minutes to **GMR Aerospace & Industrial Park**
20 Minutes to **GMR Business Park**
20 Minutes to **Aero City**
25 Minutes to **HCL Talent Care**
30 Minutes to **Financial District**
35 Minutes to **MindSPACE SEZ**
40 Minutes to **Hitec City**
40 Minutes to **Hyderabad Pharma City**



CONVENIENT, COMFORTABLE, CLASSY - As You Expect Your Home to Be

The 4647 apartments at The Prestige City, Hyderabad, represent a new scale of living in Hyderabad. Set in 13 towers that rise 42 floors high, they promise a quality of life that has no parallel in the city.

The towers and apartments are oriented so that every home enjoys a maximum of privacy, as well as brilliant views. As a result, your apartment is a haven of bright, natural light and cool fresh air.

Every home is Vaastu compliant.

The homes have been consciously sized for convenient family living. The room dimensions are sensible and designed to maximise usable area while minimising circulation space.

Life will be wholesome, convenient and comfortable.



GRAND ENTRANCE



Masterplan



LEGEND

1. Entrance Plaza
2. Entry for Apartment Towers
3. Entry for Villas
4. Upcoming Forum Mall
5. Apartments Club Zing
6. Apartments Club Glitter
7. Lake Promenade
8. Villa Club Sparkle
9. Future Development

Numbering Plan



UNIT TYPE			SALEABLE AREA	CARPET AREA	BALCONY & UTILITY AREA	TOWERS
COLOR	TYPE	NO.OF BED	Sq.ft.	Sq.ft.	Sq.ft.	
	A	2 Bed (East)	1179	716	103	04, 06, 07
	B	2 Bed Plus (East)	1534	982	101	04, 06, 11, 13
	C	2 Bed Plus (West)	1548	985	109	04, 06, 07, 11, 13
	D	3 Bed Smart (North)	1631	1026	118	07, 11, 13
	E	3 Bed Smart (West)	1687	1079	108	01, 03, 05, 12
	F	3 Bed Smart (East)	1687	1079	108	03, 05, 12
	G	3 Bed Prima (North)	1898	1223	119	04, 06
	H	3 Bed Prima (East)	2049	1232	224	01, 07
	I	3 Bed Prima (West)	2034	1232	213	01, 05, 07
	J	3 Bed Prima (West)	2047	1239	216	01, 05
	K	3 Bed Prima (East)	2136	1373	158	06, 07, 11, 13
	L	3 Bed Prima (West)	2168	1322	225	11, 12, 13
	M	3 Bed Prima (East)	2169	1323	223	05, 11, 13
	N	3 Bed Prima (East)	2181	1323	231	05, 12
	O	3 Bed Prima (North)	2144	1379	146	11, 13
	P	3 Bed Prima (North)	2238	1379	219	06, 07, 11, 13
	Q	3 Bed Prima (North)	2245	1379	225	07
	R	3 Bed Plus (East)	2433	1529	217	02, 04, 10
	S	3 Bed Plus (West)	2433	1529	217	02, 04, 06, 10
	T	4 Bed (East)	3348	2110	282	09
	U1	4 Bed (East)	3381	2110	307	08
	U2	4 Bed (East)	3357	2098	307	08, 09
	U3	4 Bed (East)	3355	2099	307	08, 09
	V	4 Bed (West)	3431	2227	225	08, 09
	R1	1 Bed (West)	754	516	-	03, 12
	R2	1 Bed (West)	752	514	-	05
	R3	1 bed plus (West)	1184	796	35	10
	R4	1 bed plus (West)	1187	798	32	02
	R5	2 Bed (West)	1728	1160	42	08, 09



EXTERIOR VIEW

Artist's Impression

TOWER – 01

GROUND FLOOR



KEYPLAN

COLOR	TYPE	UNIT NOS.	NO. OF BED	SALEABLE AREA (SQ.FT.)
1	I	1	3 Bed Prima (West)	2034
2			Entrance Lobby	
3	E	1	3 Bed Smart (West)	1687
4	E	1	3 Bed Prima (West)	1687
5	J	1	3 Bed Prima (West)	2047
6	H	1	3 Bed Prima (East)	2049
7	H	1	3 Bed Prima (East)	2049
8	H	1	3 Bed Prima (East)	2049
9	H	1	3 Bed Prima (East)	2049
10	H	1	3 Bed Prima (East)	2049



TOWER - 01

FIRST FLOOR



KEYPLAN

COLOR	TYPE	UNIT NOS.	NO. OF BED	SALEABLE AREA (SQ.FT.)
1	I	1	3 Bed Prima (West)	2034
2			Entrance Lobby	
3	E	1	3 Bed Smart (West)	1687
4	E	1	3 Bed Smart (West)	1687
5	J	1	3 Bed Prima (West)	2047
6	H	1	3 Bed Prima (East)	2049
7	H	1	3 Bed Prima (East)	2049
8	H	1	3 Bed Prima (East)	2049
9	H	1	3 Bed Prima (East)	2049
10	H	1	3 Bed Prima (East)	2049



TOWER - 01

SECOND FLOOR



KEYPLAN

COLOR	TYPE	UNIT NOS.	NO. OF BED	SALEABLE AREA (SQ.FT.)
1	I	1	3 Bed Prima (West)	2034
2			Entrance Lobby	
3	E	1	3 Bed Smart (West)	1687
4	E	1	3 Bed Smart (West)	1687
5	J	1	3 Bed Prima (West)	2047
6	H	1	3 Bed Prima (East)	2049
7	H	1	3 Bed Prima (East)	2049
8	H	1	3 Bed Prima (East)	2049
9	H	1	3 Bed Prima (East)	2049
10	H	1	3 Bed Prima (East)	2049



TOWER - 01

TYPICAL FLOOR



KEYPLAN

COLOR	TYPE	UNIT NOS.	NO. OF BED	SALEABLE AREA (SQ.FT.)
1	I	36	3 Bed Prima (West)	2034
2	E	36	3 Bed Smart (West)	1687
3	E	36	3 Bed Smart (West)	1687
4	E	36	3 Bed Smart (West)	1687
5	J	36	3 Bed Prima (West)	2047
6	H	36	3 Bed Prima (East)	2049
7	H	36	3 Bed Prima (East)	2049
8	H	36	3 Bed Prima (East)	2049
9	H	36	3 Bed Prima (East)	2049
10	H	36	3 Bed Prima (East)	2049



TOWER - 01

REFUGE FLOOR (19TH, 29TH & 39TH)



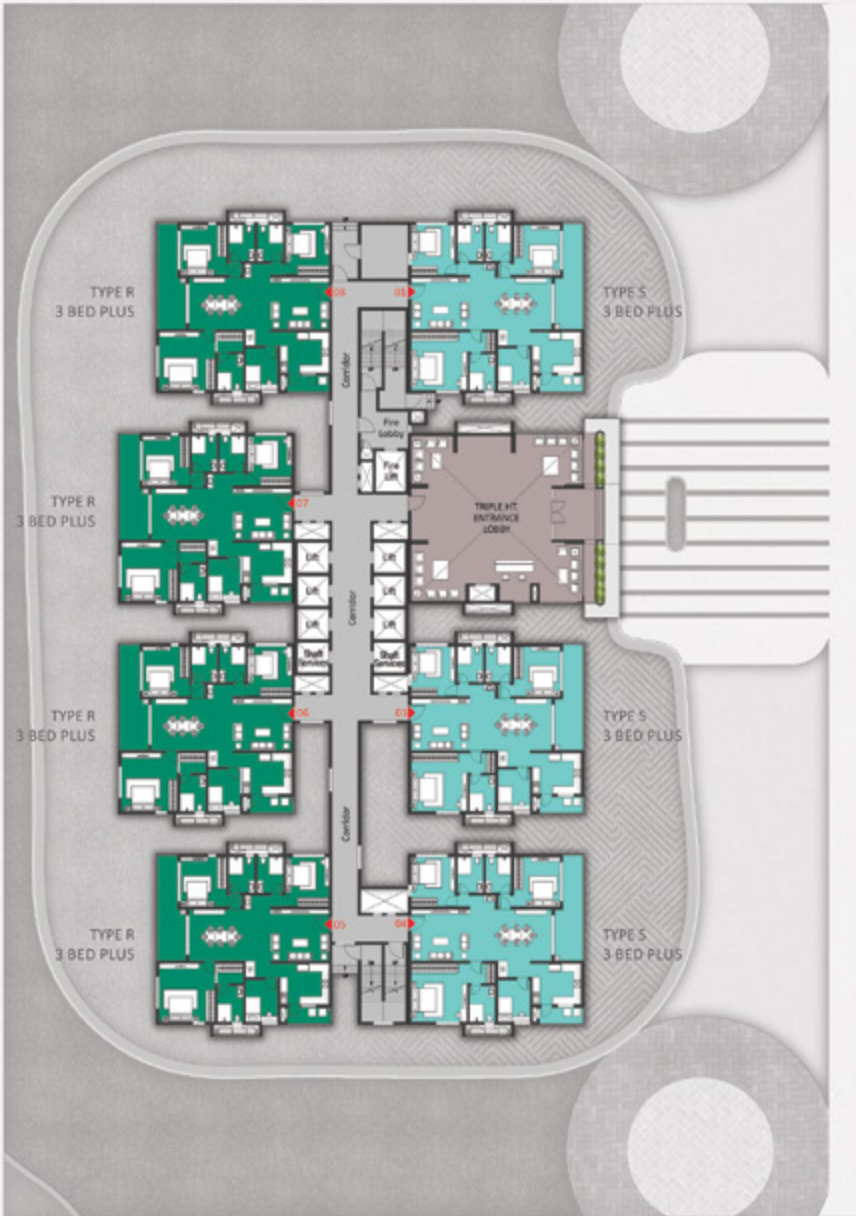
KEYPLAN

COLOR	TYPE	UNIT NOS.	NO. OF BED	SALEABLE AREA (SQ.FT.)
1	I	3	3 Bed Prima (West)	2034
2			Refuge Balcony	
3	E	3	3 Bed Smart (West)	1687
4	E	3	3 Bed Smart (West)	1687
5	J	3	3 Bed Prima (West)	2047
6	H	3	3 Bed Prima (East)	2049
7	H	3	3 Bed Prima (East)	2049
8	H	3	3 Bed Prima (East)	2049
9	H	3	3 Bed Prima (East)	2049
10	H	3	3 Bed Prima (East)	2049



TOWER - 02

GROUND FLOOR



KEYPLAN

COLOR	TYPE	UNIT NOS.	NO. OF BED	SALEABLE AREA (SQ.FT.)
1	S	1	3 Bed Plus (West)	2433
2			Entrance Lobby	
3	S	1	3 Bed Plus (West)	2433
4	S	1	3 Bed Plus (West)	2433
5	R	1	3 Bed Plus (East)	2433
6	R	1	3 Bed Plus (East)	2433
7	R	1	3 Bed Plus (East))	2433
8	R	1	3 Bed Plus (East)	2433



TOWER - 02

FIRST FLOOR



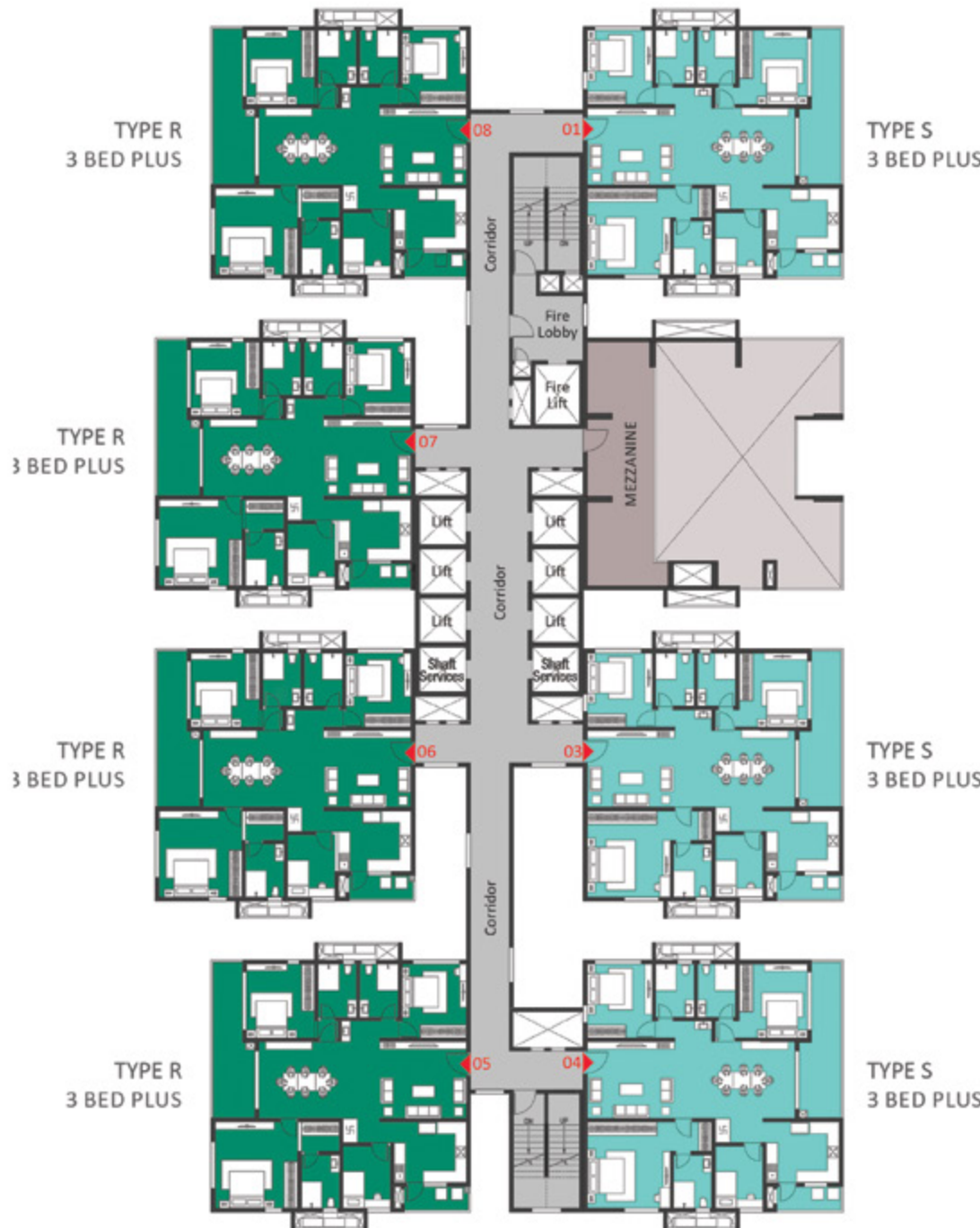
KEYPLAN

COLOR	TYPE	UNIT NOS.	NO. OF BED	SALEABLE AREA (SQ.FT.)
1	S	1	3 Bed Plus (West)	2433
2			Entrance Lobby	
3	S	1	3 Bed Plus (West)	2433
4	S	1	3 Bed Plus (West)	2433
5	R	1	3 Bed Plus (East)	2433
6	R	1	3 Bed Plus (East)	2433
7	R	1	3 Bed Plus (East)	2433
8	R	1	3 Bed Plus (East)	2433



TOWER - 02

SECOND FLOOR



KEYPLAN

COLOR	TYPE	UNIT NOS.	NO. OF BED	SALEABLE AREA (SQ.FT.)
1	S	1	3 Bed Plus (West)	2433
2		1	Entrance Lobby	
3	S	1	3 Bed Plus (West)	2433
4	S	1	3 Bed Plus (West)	2433
5	R	1	3 Bed Plus (East)	2433
6	R	1	3 Bed Plus (East)	2433
7	R	1	3 Bed Plus (East)	2433
8	R	1	3 Bed Plus (East)	2433



TOWER - 02

TYPICAL FLOOR



KEYPLAN

COLOR	TYPE	UNIT NOS.	NO. OF BED	SALEABLE AREA (SQ.FT.)
1	S	36	3 Bed Plus (West)	2433
2	S	36	3 Bed Plus (West)	2433
3	S	36	3 Bed Plus (West)	2433
4	S	36	3 Bed Plus (West)	2433
5	R	36	3 Bed Plus (East)	2433
6	R	36	3 Bed Plus (East)	2433
7	R	36	3 Bed Plus (East)	2433
8	R	36	3 Bed Plus (East)	2433



TOWER – 02

REFUGE FLOOR (19TH, 29TH & 39TH)



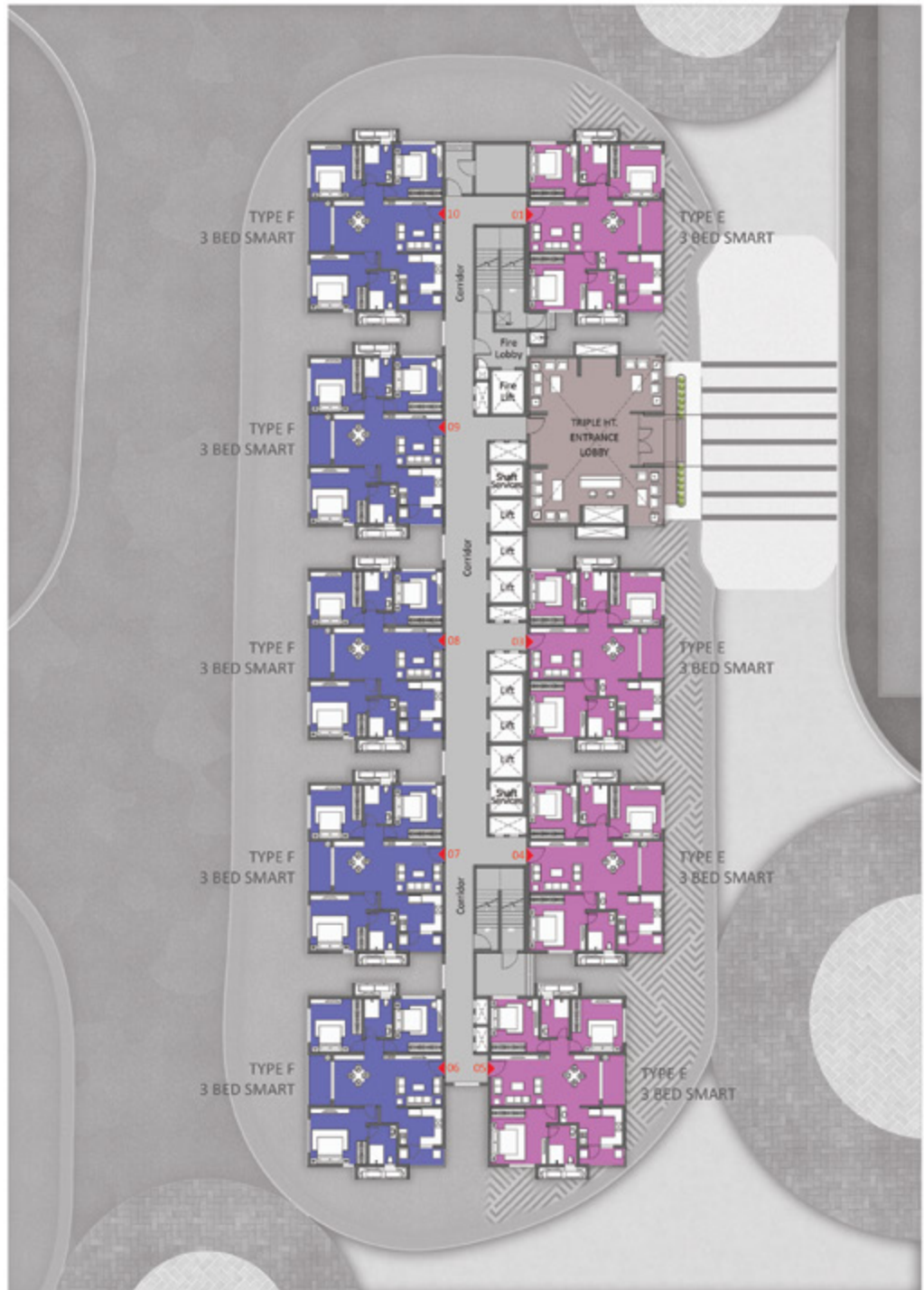
KEYPLAN

COLOR	TYPE	UNIT NOS.	NO. OF BED	SALEABLE AREA (SQ.FT.)
1	S	3	3 Bed Plus (West)	2433
2	R4	3	1 bed plus (West)	1187
3	S	3	3 Bed Plus (West)	2433
4	S	3	3 Bed Plus (West)	2433
5	R	3	3 Bed Plus (East)	2433
6	R	3	3 Bed Plus (East)	2433
7	R	3	3 Bed Plus (East)	2433
8	R	3	3 Bed Plus (East)	2433



TOWER – 03

GROUND FLOOR



KEYPLAN

COLOR	TYPE	UNIT NOS.	NO. OF BED	SALEABLE AREA (SQ.FT.)
1	E	1	3 Bed Smart (West)	1687
2			Entrance Lobby	
3	E	1	3 Bed Smart (West)	1687
4	E	1	3 Bed Smart (West)	1687
5	E	1	3 Bed Smart (West)	1687
6	F	1	3 Bed Smart (East)	1687
7	F	1	3 Bed Smart (East)	1687
8	F	1	3 Bed Smart (East)	1687
9	F	1	3 Bed Smart (East)	1687
10	F	1	3 Bed Smart (East)	1687



TOWER – 03

FIRST FLOOR



KEYPLAN

COLOR	TYPE	UNIT NOS.	NO. OF BED	SALEABLE AREA (SQ.FT.)
1	E	1	3 Bed Smart (West)	1687
2			Entrance Lobby	
3	E	1	3 Bed Smart (West)	1687
4	E	1	3 Bed Smart (West)	1687
5	E	1	3 Bed Smart (West)	1687
6	F	1	3 Bed Smart (East)	1687
7	F	1	3 Bed Smart (East)	1687
8	F	1	3 Bed Smart (East)	1687
9	F	1	3 Bed Smart (East)	1687
10	F	1	3 Bed Smart (East)	1687



TOWER – 03

SECOND FLOOR



KEYPLAN

COLOR	TYPE	UNIT NOS.	NO. OF BED	SALEABLE AREA (SQ.FT.)
1	E	1	3 Bed Smart (West)	1687
2			Entrance Lobby	
3	E	1	3 Bed Smart (West)	1687
4	E	1	3 Bed Smart (West)	1687
5	E	1	3 Bed Smart (West)	1687
6	F	1	3 Bed Smart (East)	1687
7	F	1	3 Bed Smart (East)	1687
8	F	1	3 Bed Smart (East)	1687
9	F	1	3 Bed Smart (East)	1687
10	F	1	3 Bed Smart (East)	1687



TOWER – 03

TYPICAL FLOOR



KEYPLAN

COLOR	TYPE	UNIT NOS.	NO. OF BED	SALEABLE AREA (SQ.FT.)
1	E	36	3 Bed Smart (West)	1687
2	E	36	3 Bed Smart (West)	1687
3	E	36	3 Bed Smart (West)	1687
4	E	36	3 Bed Smart (West)	1687
5	E	36	3 Bed Smart (West)	1687
6	F	36	3 Bed Smart (East)	1687
7	F	36	3 Bed Smart (East)	1687
8	F	36	3 Bed Smart (East)	1687
9	F	36	3 Bed Smart (East)	1687
10	F	36	3 Bed Smart (East)	1687



TOWER – 03

REFUGE FLOOR (19TH, 29TH & 39TH)



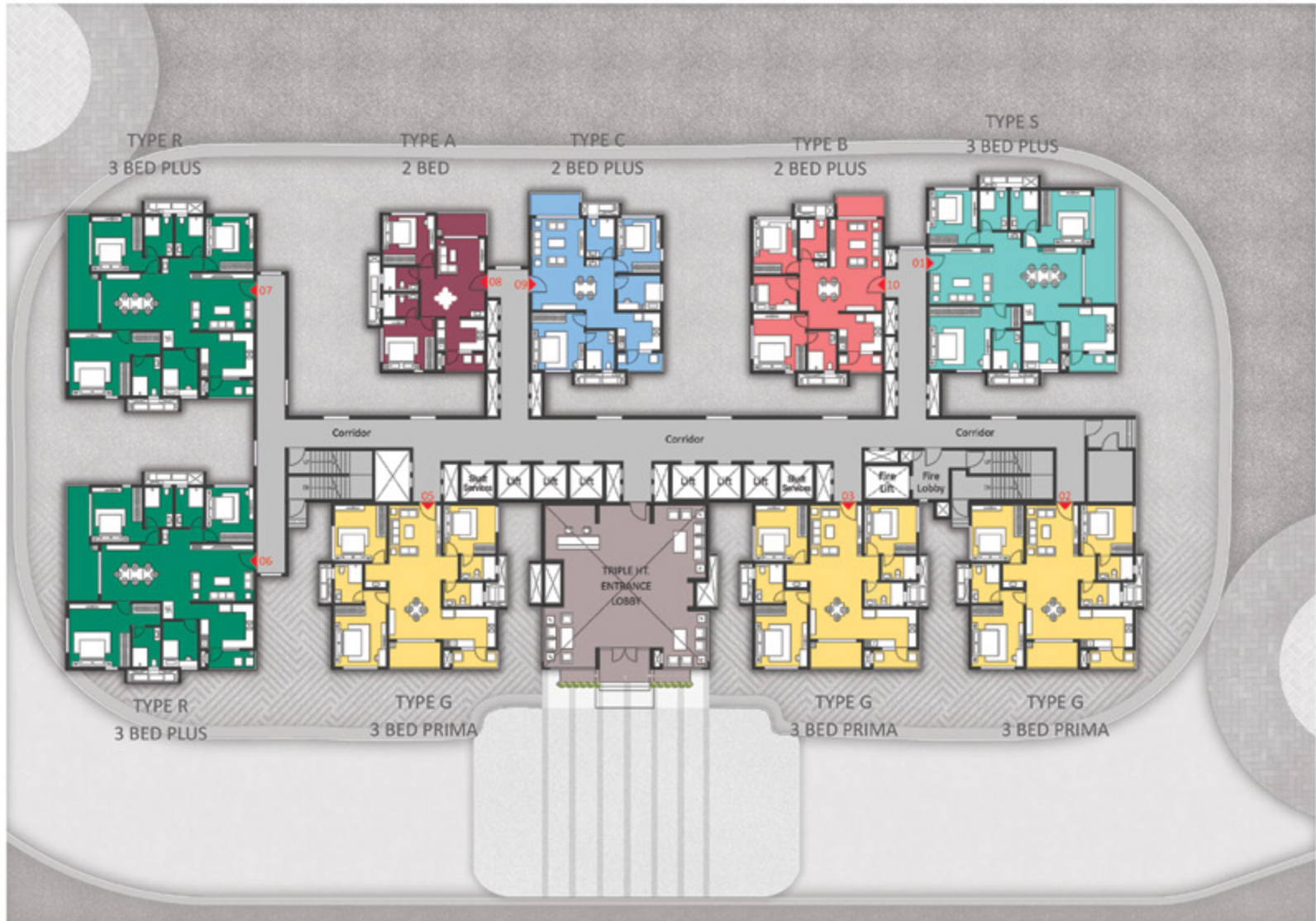
KEYPLAN

COLOR	TYPE	UNIT NOS.	NO. OF BED	SALEABLE AREA (SQ.FT.)
1	E	3	3 Bed Smart (West)	1687
2	R1	3	1 Bed (West)	754
3	E	3	3 Bed Smart (West)	1687
4	E	3	3 Bed Smart (West)	1687
5	E	3	3 Bed Smart (West)	1687
6	F	3	3 Bed Smart (East)	1687
7	F	3	3 Bed Smart (East)	1687
8	F	3	3 Bed Smart (East)	1687
9	F	3	3 Bed Smart (East)	1687
10	F	3	3 Bed Smart (East)	1687



TOWER - 04

GROUND FLOOR



KEYPLAN

COLOR	TYPE	UNIT NOS.	NO. OF BED	SALEABLE AREA (SQ.FT.)
1	S	1	3 Bed Plus (West)	2433
2	G	1	3 Bed Prima (North)	1898
3	G	1	3 Bed Prima (North)	1898
4			Entrance Lobby	
5	G	1	3 Bed Prima (North)	1898
6	R	1	3 Bed Plus (East)	2433
7	R	1	3 Bed Plus (East)	2433
8	A	1	2 Bed (East)	1179
9	C	1	2 Bed Plus (West)	1548
10	B	1	2 Bed Plus (East)	1534



TOWER - 04

FIRST FLOOR



KEYPLAN

COLOR	TYPE	UNIT NOS.	NO. OF BED	SALEABLE AREA (SQ.FT.)
1	S	1	3 Bed Plus (West)	2433
2	G	1	3 Bed Prima (North)	1898
3	G	1	3 Bed Prima (North)	1898
4			Entrance Lobby	
5	G	1	3 Bed Prima (North)	1898
6	R	1	3 Bed Plus (East)	2433
7	R	1	3 Bed Plus (East)	2433
8	A	1	2 Bed (East)	1179
9	C	1	2 Bed Plus (West)	1548
10	B	1	2 Bed Plus (East)	1534



TOWER - 04

SECOND FLOOR



KEYPLAN

COLOR	TYPE	UNIT NOS.	NO. OF BED	SALEABLE AREA (SQ.FT.)
1	S	1	3 Bed Plus (West)	2433
2	G	1	3 Bed Prima (North)	1898
3	G	1	3 Bed Prima (North)	1898
4			Entrance Lobby	
5	G	1	3 Bed Prima (North)	1898
6	R	1	3 Bed Plus (East)	2433
7	R	1	3 Bed Plus (East)	2433
8	A	1	2 Bed (East)	1179
9	C	1	2 Bed Plus (West)	1548
10	B	1	2 Bed Plus (East)	1534



TOWER - 04

TYPICAL FLOOR



KEYPLAN

COLOR	TYPE	UNIT NOS.	NO. OF BED	SALEABLE AREA (SQ.FT.)
1	S	36	3 Bed Plus (West)	2433
2	G	36	3 Bed Prima (North)	1898
3	G	36	3 Bed Prima (North)	1898
4	G	36	3 Bed Prima (North)	1898
5	G	36	3 Bed Prima (North)	1898
6	R	36	3 Bed Plus (East)	2433
7	R	36	3 Bed Plus (East)	2433
8	A	36	2 Bed (East)	1179
9	C	36	2 Bed Plus (West)	1548
10	B	36	2 Bed Plus (East)	1534



TOWER – 04

REFUGE FLOOR (19TH, 29TH & 39TH)



KEYPLAN

COLOR	TYPE	UNIT NOS.	NO. OF BED	SALEABLE AREA (SQ.FT.)
1	S	3	3 Bed Plus (West)	2433
2	G	3	3 Bed Prima (North)	1898
3	G	3	3 Bed Prima (North)	1898
4	G	3	3 Bed Prima (North)	1898
5	G	3	3 Bed Prima (North)	1898
6	R	3	3 Bed Plus (East)	2433
7	R	3	3 Bed Plus (East)	2433
8	A	3	2 Bed (East)	1179
9	C	3	2 Bed Plus (West)	1548
10			Refuge Balcony	



TOWER – 05

GROUND FLOOR



KEYPLAN

COLOR	TYPE	UNIT NOS.	NO. OF BED	SALEABLE AREA (SQ.FT.)
1	I	1	3 Bed Prima (West)	2034
2	E	1	3 Bed Smart (West)	1687
3	E	1	3 Bed Smart (West)	1687
4	J	1	3 Bed Prima (West)	2047
5	N	1	3 Bed Prima (East)	2181
6	F	1	3 Bed Smart (East)	1687
7			Entrance Lobby	
8	M	1	3 Bed Prima (East)	2169



TOWER - 05

FIRST FLOOR



KEYPLAN

COLOR	TYPE	UNIT NOS.	NO. OF BED	SALEABLE AREA (SQ.FT.)
1	I	1	3 Bed Prima (West)	2034
2	E	1	3 Bed Smart (West)	1687
3	E	1	3 Bed Smart (West)	1687
4	J	1	3 Bed Prima (West)	2047
5	N	1	3 Bed Prima (East)	2181
6	F	1	3 Bed Smart (East)	1687
7			Entrance Lobby	
8	M	1	3 Bed Prima (East)	2169



TOWER - 05

SECOND FLOOR



KEYPLAN

COLOR	TYPE	UNIT NOS.	NO. OF BED	SALEABLE AREA (SQ.FT.)
1	I	1	3 Bed Prima (West)	2034
2	E	1	3 Bed Smart (West)	1687
3	E	1	3 Bed Smart (West)	1687
4	J	1	3 Bed Prima (West)	2047
5	N	1	3 Bed Prima (East)	2181
6	F	1	3 Bed Smart (East)	1687
7			Entrance Lobby	
8	M	1	3 Bed Prima (East)	2169



TOWER – 05

TYPICAL FLOOR



KEYPLAN

COLOR	TYPE	UNIT NOS.	NO. OF BED	SALEABLE AREA (SQ.FT.)
1	I	36	3 Bed Prima (West)	2034
2	E	36	3 Bed Smart (West)	1687
3	E	36	3 Bed Smart (West)	1687
4	J	36	3 Bed Prima (West)	2047
5	N	36	3 Bed Prima (East)	2181
6	F	36	3 Bed Smart (East)	1687
7	F	36	3 Bed Smart (East)	1687
8	M	36	3 Bed Prima (East)	2169



TOWER – 05

REFUGE FLOOR (19TH, 29TH & 39TH)



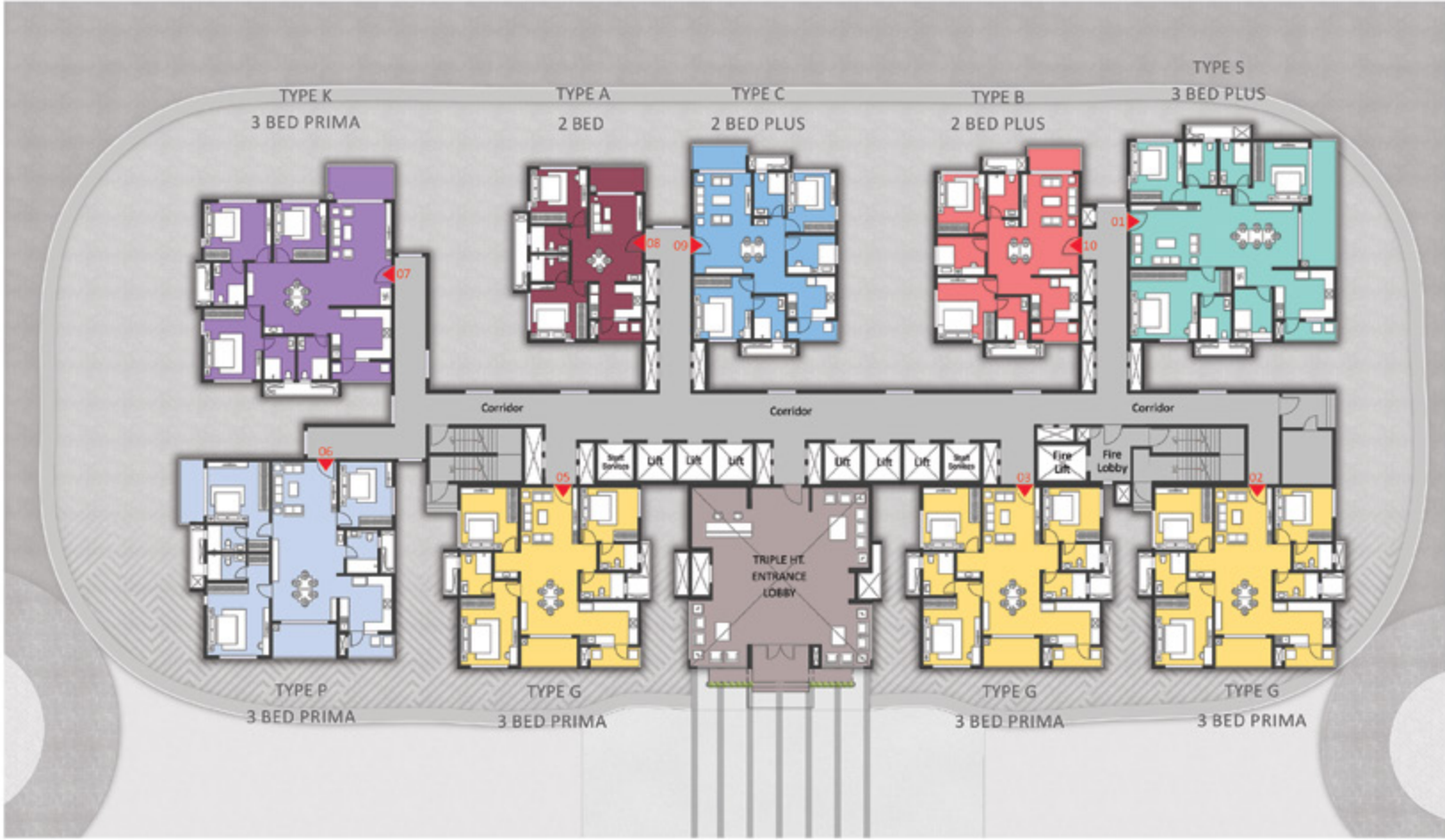
KEYPLAN

COLOR	TYPE	UNIT NOS.	NO. OF BED	SALEABLE AREA (SQ.FT.)
1	I	3	3 Bed Prima (West)	2034
2	R2	3	1 Bed (West)	752
3	E	3	3 Bed Smart (West)	1687
4	J	3	3 Bed Prima (West)	2047
5	N	3	3 Bed Prima (East)	2181
6	F	3	3 Bed Smart (East)	1687
7	F	3	3 Bed Smart (East)	1687
8	M	3	3 Bed Prima (East)	2169



TOWER – 06

GROUND FLOOR



KEYPLAN

COLOR	TYPE	UNIT NOS.	NO. OF BED	SALEABLE AREA (SQ.FT.)
1	S	1	3 Bed Plus (West)	2433
2	G	1	3 Bed Prima (North)	1898
3	G	1	3 Bed Prima (North)	1898
4			Entrance Lobby	
5	G	1	3 Bed Prima (North)	1898
6	P	1	3 Bed Prima (North)	2238
7	K	1	3 Bed Prima (East)	2136
8	A	1	2 Bed (East)	1179
9	C	1	2 Bed Plus (West)	1548
10	B	1	2 Bed Plus (East)	1534



TOWER – 06

FIRST FLOOR



KEYPLAN

COLOR	TYPE	UNIT NOS.	NO. OF BED	SALEABLE AREA (SQ.FT.)
1	S	1	3 Bed Plus (West)	2433
2	G	1	3 Bed Prima (North)	1898
3	G	1	3 Bed Prima (North)	1898
4			Entrance Lobby	
5	G	1	3 Bed Prima (North)	1898
6	P	1	3 Bed Prima (North)	2238
7	K	1	3 Bed Prima (East)	2136
8	A	1	2 Bed (East)	1179
9	C	1	2 Bed Plus (West)	1548
10	B	1	2 Bed Plus (East)	1534



TOWER – 06

SECOND FLOOR



KEYPLAN

COLOR	TYPE	UNIT NOS.	NO. OF BED	SALEABLE AREA (SQ.FT.)
1	S	1	3 Bed Plus (West)	2433
2	G	1	3 Bed Prima (North)	1898
3	G	1	3 Bed Prima (North)	1898
4			Entrance Lobby	
5	G	1	3 Bed Prima (North)	1898
6	P	1	3 Bed Prima (North)	2238
7	K	1	3 Bed Prima (East)	2136
8	A	1	2 Bed (East)	1179
9	C	1	2 Bed Plus (West)	1548
10	B	1	2 Bed Plus (East)	1534



TOWER – 06

TYPICAL FLOOR



KEYPLAN

COLOR	TYPE	UNIT NOS.	NO. OF BED	SALEABLE AREA (SQ.FT.)
1	S	36	3 Bed Plus (West)	2433
2	G	36	3 Bed Prima (North)	1898
3	G	36	3 Bed Prima (North)	1898
4	G	36	3 Bed Prima (North)	1898
5	G	36	3 Bed Prima (North)	1898
6	P	36	3 Bed Prima (North)	2238
7	K	36	3 Bed Prima (East)	2136
8	A	36	2 Bed (East)	1179
9	C	36	2 Bed Plus (West)	1548
10	B	36	2 Bed Plus (East)	1534



TOWER - 06

REFUGE FLOOR (19TH, 29TH & 39TH)



KEYPLAN

COLOR	TYPE	UNIT NOS.	NO. OF BED	SALEABLE AREA (SQ.FT.)
1	S	3	3 Bed Plus (West)	2433
2	G	3	3 Bed Prima (North)	1898
3	G	3	3 Bed Prima (North)	1898
4	G	3	3 Bed Prima (North)	1898
5	G	3	3 Bed Prima (North)	1898
6	P	3	3 Bed Prima (North)	2238
7	K	3	3 Bed Prima (East)	2136
8	A	3	2 Bed (East)	1179
9	C	3	2 Bed Plus (West)	1548
10			Refuge Balcony	



EXTERIOR VIEW



Artist's Impression

TOWER - 07

GROUND FLOOR



KEYPLAN

COLOR	TYPE	UNIT NOS.	NO. OF BED	SALEABLE AREA (SQ.FT.)
1	I	1	3 Bed Prima (West)	2034
2	Q	1	3 Bed Prima (North)	2245
3	D	1	3 Bed Smart (North)	1631
4			Entrance Lobby	
5	D	1	3 Bed Smart (North)	1631
6	P	1	3 Bed Prima (North)	2238
7	H	1	3 Bed Prima (East)	2049
8	A	1	2 Bed (East)	1179
9	C	1	2 Bed Plus (West)	1548
10	K	1	3 Bed Prima (East)	2136



TOWER - 07

FIRST FLOOR



KEYPLAN

COLOR	TYPE	UNIT NOS.	NO. OF BED	SALEABLE AREA (SQ.FT.)
1	I	1	3 Bed Prima (West)	2034
2	Q	1	3 Bed Prima (North)	2245
3	D	1	3 Bed Smart (North)	1631
4			Entrance Lobby	
5	D	1	3 Bed Smart (North)	1631
6	P	1	3 Bed Prima (North)	2238
7	H	1	3 Bed Prima (East)	2049
8	A	1	2 Bed (East)	1179
9	C	1	2 Bed Plus (West)	1548
10	K	1	3 Bed Prima (East)	2136



TOWER - 07

SECOND FLOOR



KEYPLAN

COLOR	TYPE	UNIT NOS.	NO. OF BED	SALEABLE AREA (SQ.FT.)
1	I	1	3 Bed Prima (West)	2034
2	Q	1	3 Bed Prima (North)	2245
3	D	1	3 Bed Smart (North)	1631
4			Entrance Lobby	
5	D	1	3 Bed Smart (North)	1631
6	P	1	3 Bed Prima (North)	2238
7	H	1	3 Bed Prima (East)	2049
8	A	1	2 Bed (East)	1179
9	C	1	2 Bed Plus (West)	1548
10	K	1	3 Bed Prima (East)	2136



TOWER - 07

TYPICAL FLOOR



KEYPLAN

COLOR	TYPE	UNIT NOS.	NO. OF BED	SALEABLE AREA (SQ.FT.)
1	I	36	3 Bed Prima (West)	2034
2	Q	36	3 Bed Prima (North)	2245
3	D	36	3 Bed Smart (North)	1631
4	D	36	3 Bed Smart (North)	1631
5	D	36	3 Bed Smart (North)	1631
6	P	36	3 Bed Prima (North)	2238
7	H	36	3 Bed Prima (East)	2049
8	A	36	2 Bed (East)	1179
9	C	36	2 Bed Plus (West)	1548
10	K	36	3 Bed Prima (East)	2136



TOWER – 07

REFUGE FLOOR (19TH, 29TH & 39TH)



KEYPLAN

COLOR	TYPE	UNIT NOS.	NO. OF BED	SALEABLE AREA (SQ.FT.)
1	I	3	3 Bed Prima (West)	2034
2	Q	3	3 Bed Prima (North)	2245
3			Refuge Balcony	
4	D	3	3 Bed Smart (North)	1631
5	D	3	3 Bed Smart (North)	1631
6	P	3	3 Bed Prima (North)	2238
7	H	3	3 Bed Prima (East)	2049
8	A	3	2 Bed (East)	1179
9	C	3	2 Bed Plus (West)	1548
10	K	3	3 Bed Prima (East)	2136



TOWER – 08

GROUND FLOOR



KEYPLAN

COLOR	TYPE	UNIT NOS.	NO. OF BED	SALEABLE AREA (SQ.FT.)
1	V	1	4 Bed (West)	3431
2	V	1	4 Bed (West)	3431
3	U3	1	4 Bed (East)	3355
4	U2	1	4 Bed (East)	3357
5	U2	1	4 Bed (East)	3357
6			Entrance Lobby	



TOWER - 08

FIRST FLOOR



KEYPLAN

COLOR	TYPE	UNIT NOS.	NO. OF BED	SALEABLE AREA (SQ.FT.)
1	V	1	4 Bed (West)	3431
2	V	1	4 Bed (West)	3431
3	U3	1	4 Bed (East)	3355
4	U2	1	4 Bed (East)	3357
5	U2	1	4 Bed (East)	3357
6			Entrance Lobby	



TOWER - 08

SECOND FLOOR



KEYPLAN

COLOR	TYPE	UNIT NOS.	NO. OF BED	SALEABLE AREA (SQ.FT.)
1	V	1	4 Bed (West)	3431
2	V	1	4 Bed (West)	3431
3	U3	1	4 Bed (East)	3355
4	U2	1	4 Bed (East)	3357
5	U2	1	4 Bed (East)	3357
6			Entrance Lobby	



TOWER - 08

TYPICAL FLOOR



KEYPLAN

COLOR	TYPE	UNIT NOS.	NO. OF BED	SALEABLE AREA (SQ.FT.)
1	V	36	4 Bed (West)	3431
2	V	36	4 Bed (West)	3431
3	U3	36	4 Bed (East)	3355
4	U2	36	4 Bed (East)	3357
5	U2	36	4 Bed (East)	3357
6	U1	36	4 Bed (East)	3381



TOWER - 08

REFUGE FLOOR (19TH, 29TH & 39TH)



KEYPLAN

COLOR	TYPE	UNIT NOS.	NO. OF BED	SALEABLE AREA (SQ.FT.)
1	V	3	4 Bed (West)	3431
2	R5	3	2 Bed (West)	1728
3	U3	3	4 Bed (East)	3355
4	U2	3	4 Bed (East)	3357
5	U2	3	4 Bed (East)	3357
6	U1	3	4 Bed (East)	3381



TOWER - 09

GROUND FLOOR



KEYPLAN

COLOR	TYPE	UNIT NOS.	NO. OF BED	SALEABLE AREA (SQ.FT.)
1	V	1	4 Bed (West)	3431
2	V	1	4 Bed (West)	3431
3			Entrance Lobby	
4	U2	1	4 Bed (East)	3357
5	U2	1	4 Bed (East)	3357
6	T	1	4 Bed (East)	3348



TOWER - 09

FIRST FLOOR



KEYPLAN

COLOR	TYPE	UNIT NOS.	NO. OF BED	SALEABLE AREA (SQ.FT.)
1	V	1	4 Bed (West)	3431
2	V	1	4 Bed (West)	3431
3			Entrance Lobby	
4	U2	1	4 Bed (East)	3357
5	U2	1	4 Bed (East)	3357
6	T	1	4 Bed (East)	3348



TOWER - 09

SECOND FLOOR



KEYPLAN

COLOR	TYPE	UNIT NOS.	NO. OF BED	SALEABLE AREA (SQ.FT.)
1	V	1	4 Bed (West)	3431
2	V	1	4 Bed (West)	3431
3			Entrance Lobby	
4	U2	1	4 Bed (East)	3357
5	U2	1	4 Bed (East)	3357
6	T	1	4 Bed (East)	3348



TOWER - 09

TYPICAL FLOOR



KEYPLAN

COLOR	TYPE	UNIT NOS.	NO. OF BED	SALEABLE AREA (SQ.FT.)
1	V	36	4 Bed (West)	3431
2	V	36	4 Bed (West)	3431
3	U3	36	4 Bed (East)	3355
4	U2	36	4 Bed (East)	3357
5	U2	36	4 Bed (East)	3357
6	T	36	4 Bed (East)	3348



TOWER – 09

REFUGE FLOOR (19TH, 29TH & 39TH)



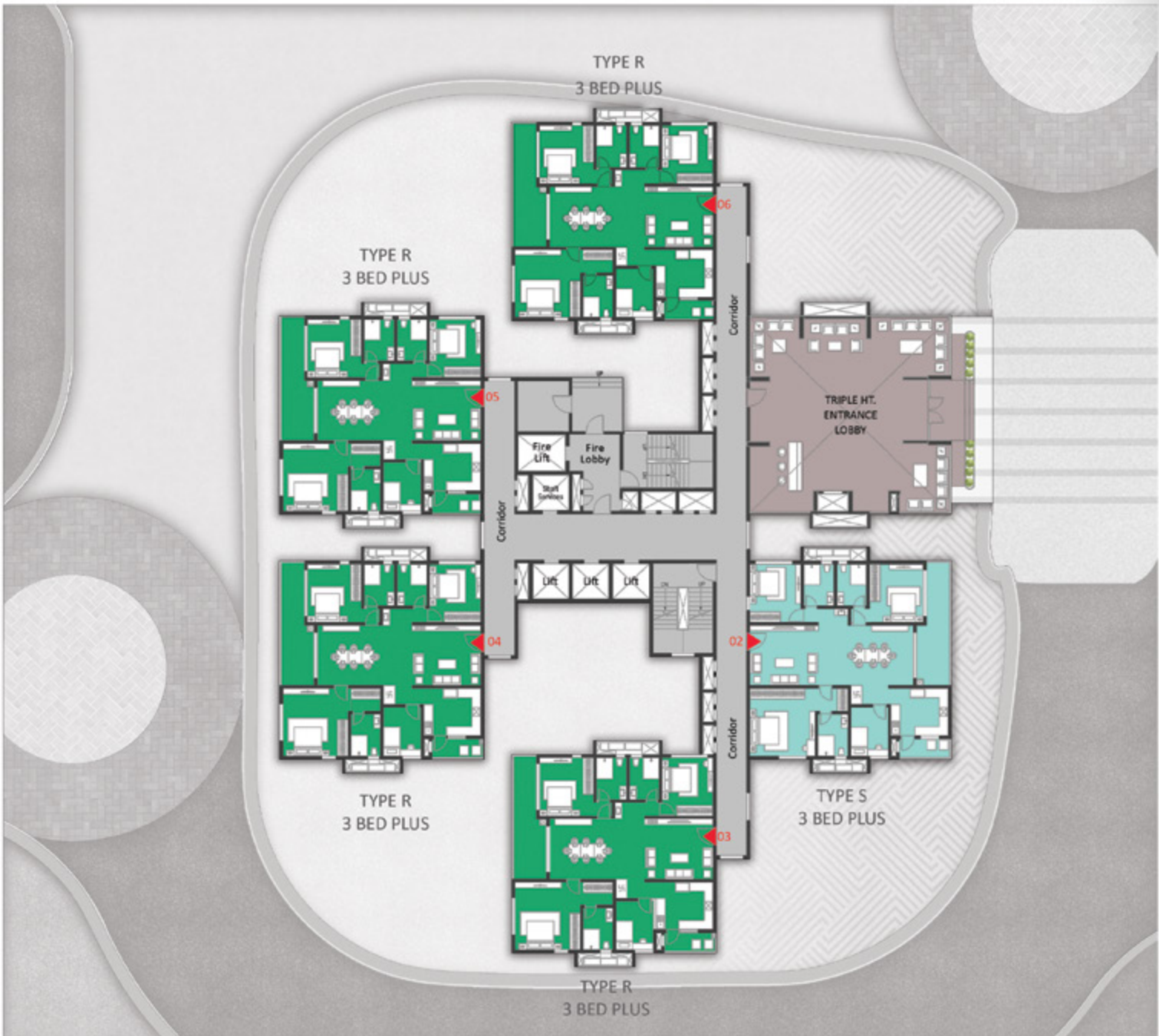
KEYPLAN

COLOR	TYPE	UNIT NOS.	NO. OF BED	SALEABLE AREA (SQ.FT.)
1	V	3	4 Bed (West)	3431
2	R5	3	2 Bed (West)	1728
3	U3	3	4 Bed (East)	3355
4	U2	3	4 Bed (East)	3357
5	U2	3	4 Bed (East)	3357
6	T	3	4 Bed (East)	3348



TOWER – 10

GROUND FLOOR



KEYPLAN

COLOR	TYPE	UNIT NOS.	NO. OF BED	SALEABLE AREA (SQ.FT.)
1			Entrance Lobby	
2	S	1	3 Bed Plus (West)	2433
3	R	1	3 Bed Plus (East)	2433
4	R	1	3 Bed Plus (East)	2433
5	R	1	3 Bed Plus (East)	2433
6	R	1	3 Bed Plus (East)	2433



TOWER – 10

FIRST FLOOR



KEYPLAN

COLOR	TYPE	UNIT NOS.	NO. OF BED	SALEABLE AREA (SQ.FT.)
1			Entrance Lobby	
2	S	1	3 Bed Plus (West)	2433
3	R	1	3 Bed Plus (East)	2433
4	R	1	3 Bed Plus (East)	2433
5	R	1	3 Bed Plus (East)	2433
6	R	1	3 Bed Plus (East)	2433



TOWER – 10

SECOND FLOOR



KEYPLAN

COLOR	TYPE	UNIT NOS.	NO. OF BED	SALEABLE AREA (SQ.FT.)
1			Entrance Lobby	
2	S	1	3 Bed Plus (West)	2433
3	R	1	3 Bed Plus (East)	2433
4	R	1	3 Bed Plus (East)	2433
5	R	1	3 Bed Plus (East)	2433
6	R	1	3 Bed Plus (East)	2433



TOWER – 10

TYPICAL FLOOR



KEYPLAN

COLOR	TYPE	UNIT NOS.	NO. OF BED	SALEABLE AREA (SQ.FT.)
1	S	36	3 Bed Plus (West)	2433
2	S	36	3 Bed Plus (West)	2433
3	R	36	3 Bed Plus (East)	2433
4	R	36	3 Bed Plus (East)	2433
5	R	36	3 Bed Plus (East)	2433
6	R	36	3 Bed Plus (East)	2433



TOWER – 10

REFUGE FLOOR (19TH, 29TH & 39TH)



KEYPLAN

COLOR	TYPE	UNIT NOS.	NO. OF BED	SALEABLE AREA (SQ.FT.)
1	S	3	3 Bed Plus (West)	2433
2	R3	3	1 bed plus (West)	1184
3	R	3	3 Bed Plus (East)	2433
4	R	3	3 Bed Plus (East)	2433
5	R	3	3 Bed Plus (East)	2433
6	R	3	3 Bed Plus (East)	2433



TOWER – 11

GROUND FLOOR



KEYPLAN

COLOR	TYPE	UNIT NOS.	NO. OF BED	SALEABLE AREA (SQ.FT.)
1	L	1	3 Bed Prima (West)	2168
2	O	1	3 Bed Prima (North)	2144
3	D	1	3 Bed Smart (North)	1631
4	D	1	3 Bed Smart (North)	1631
5	D	1	3 Bed Smart (North)	1631
6	P	1	3 Bed Prima (North)	2238
7			Entrance Lobby	
8	B	1	2 Bed Plus (East)	1534
9	C	1	2 Bed Plus (West)	1548
10	K	1	3 Bed Prima (East)	2136



TOWER – 11

FIRST FLOOR



KEYPLAN

COLOR	TYPE	UNIT NOS.	NO. OF BED	SALEABLE AREA (SQ.FT.)
1	L	1	3 Bed Prima (West)	2168
2	O	1	3 Bed Prima (North)	2144
3	D	1	3 Bed Smart (North)	1631
4	D	1	3 Bed Smart (North)	1631
5	D	1	3 Bed Smart (North)	1631
6	P	1	3 Bed Prima (North)	2238
7			Entrance Lobby	
8	B	1	2 Bed Plus (East)	1534
9	C	1	2 Bed Plus (West)	1548
10	K	1	3 Bed Prima (East)	2136



TOWER – 11

SECOND FLOOR



KEYPLAN

COLOR	TYPE	UNIT NOS.	NO. OF BED	SALEABLE AREA (SQ.FT.)
1	L	1	3 Bed Prima (West)	2168
2	O	1	3 Bed Prima (North)	2144
3	D	1	3 Bed Smart (North)	1631
4	D	1	3 Bed Smart (North)	1631
5	D	1	3 Bed Smart (North)	1631
6	P	1	3 Bed Prima (North)	2238
7			Entrance Lobby	
8	B	1	2 Bed Plus (East)	1534
9	C	1	2 Bed Plus (West)	1548
10	K	1	3 Bed Prima (East)	2136



TOWER – 11

TYPICAL FLOOR



KEYPLAN

COLOR	TYPE	UNIT NOS.	NO. OF BED	SALEABLE AREA (SQ.FT.)
1	L	36	3 Bed Prima (West)	2168
2	O	36	3 Bed Prima (North)	2144
3	D	36	3 Bed Smart (North)	1631
4	D	36	3 Bed Smart (North)	1631
5	D	36	3 Bed Smart (North)	1631
6	P	36	3 Bed Prima (North)	2238
7	M	36	3 Bed Prima (East)	2169
8	B	36	2 Bed Plus (East)	1534
9	C	36	2 Bed Plus (West)	1548
10	K	36	3 Bed Prima (East)	2136



TOWER – 11

REFUGE FLOOR (19TH, 29TH & 39TH)



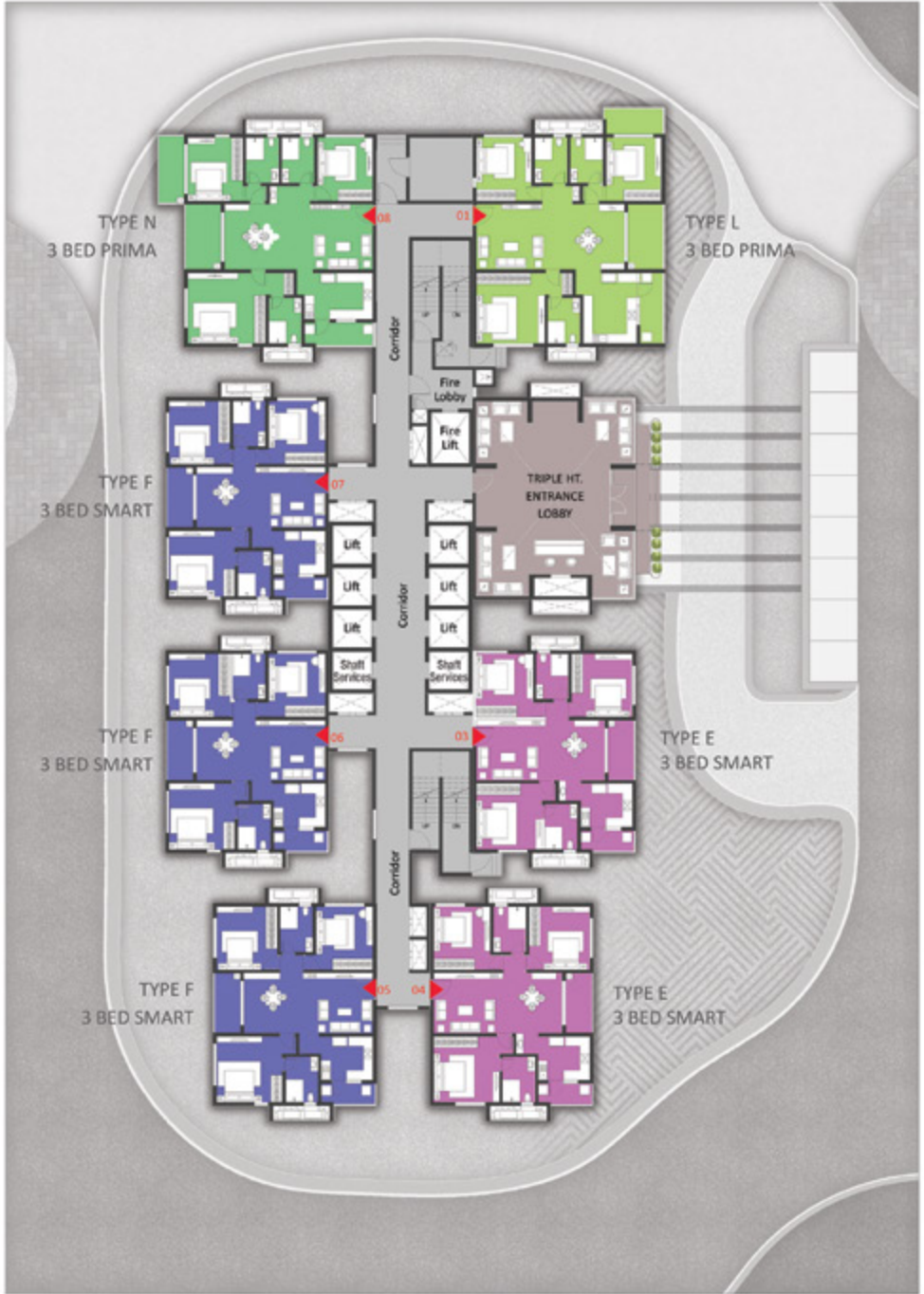
KEYPLAN

COLOR	TYPE	UNIT NOS.	NO. OF BED	SALEABLE AREA (SQ.FT.)
1	L	3	3 Bed Prima (West)	2168
2	O	3	3 Bed Prima (North)	2144
3	D	3	3 Bed Smart (North)	1631
4	D	3	3 Bed Smart (North)	1631
5	D	3	3 Bed Smart (North)	1631
6	P	3	3 Bed Prima (North)	2238
7	M	3	3 Bed Prima (East)	2169
8	B	3	2 Bed Plus (East)	1534
9			Refuge Balcony	
10	K	3	3 Bed Prima (East)	2136



TOWER – 12

GROUND FLOOR



KEYPLAN

COLOR	TYPE	UNIT NOS.	NO. OF BED	SALEABLE AREA (SQ.FT.)
1	L	1	3 Bed Prima (West)	2168
2			Entrance Lobby	
3	E	1	3 Bed Smart (West)	1687
4	E	1	3 Bed Smart(West)	1687
5	F	1	3 Bed Smart (East)	1687
6	F	1	3 Bed Smart (East)	1687
7	F	1	3 Bed Smart (East)	1687
8	N	1	3 Bed Prima (East)	2181



TOWER - 12

FIRST FLOOR



KEYPLAN

COLOR	TYPE	UNIT NOS.	NO. OF BED	SALEABLE AREA (SQ.FT.)
1	L	1	3 Bed Prima (West)	2168
2			Entrance Lobby	
3	E	1	3 Bed Smart (West)	1687
4	E	1	3 Bed Smart(West)	1687
5	F	1	3 Bed Smart (East)	1687
6	F	1	3 Bed Smart (East)	1687
7	F	1	3 Bed Smart (East)	1687
8	N	1	3 Bed Prima (East)	2181



TOWER - 12

SECOND FLOOR



KEYPLAN

COLOR	TYPE	UNIT NOS.	NO. OF BED	SALEABLE AREA (SQ.FT.)
1	L	1	3 Bed Prima (West)	2168
2			Entrance Lobby	
3	E	1	3 Bed Smart (West)	1687
4	E	1	3 Bed Smart(West)	1687
5	F	1	3 Bed Smart (East)	1687
6	F	1	3 Bed Smart (East)	1687
7	F	1	3 Bed Smart (East)	1687
8	N	1	3 Bed Prima (East)	2181



TOWER - 12

TYPICAL FLOOR



KEYPLAN

COLOR	TYPE	UNIT NOS.	NO. OF BED	SALEABLE AREA (SQ.FT.)
1	L	36	3 Bed Prima (West)	2168
2	E	36	3 Bed Smart (West)	1687
3	E	36	3 Bed Smart (West)	1687
4	E	36	3 Bed Smart(West)	1687
5	F	36	3 Bed Smart (East)	1687
6	F	36	3 Bed Smart (East)	1687
7	F	36	3 Bed Smart (East)	1687
8	N	36	3 Bed Prima (East)	2181



TOWER - 12

REFUGE FLOOR (19TH, 29TH & 39TH)



KEYPLAN

COLOR	TYPE	UNIT NOS.	NO. OF BED	SALEABLE AREA (SQ.FT.)
1	L	3	3 Bed Prima (West)	2168
2	R1	3	1 Bed (West)	754
3	E	3	3 Bed Smart (West)	1687
4	E	3	3 Bed Smart(West)	1687
5	F	3	3 Bed Smart (East)	1687
6	F	3	3 Bed Smart (East)	1687
7	F	3	3 Bed Smart (East)	1687
8	N	3	3 Bed Prima (East)	2181



TOWER – 13

GROUND FLOOR



KEYPLAN

COLOR	TYPE	UNIT NOS.	NO. OF BED	SALEABLE AREA (SQ.FT.)
1	L	1	3 Bed Prima (West)	2168
2	O	1	3 Bed Prima (North)	2144
3	D	1	3 Bed Smart (North)	1631
4	D	1	3 Bed Smart (North)	1631
5	D	1	3 Bed Smart (North)	1631
6	P	1	3 Bed Prima (North)	2238
7	M	1	3 Bed Prima (East)	2169
8	B	1	2 Bed Plus (East)	1534
9	C	1	2 Bed Plus (West)	1548
10			Entrance Lobby	



TOWER – 13

FIRST FLOOR



KEYPLAN

COLOR	TYPE	UNIT NOS.	NO. OF BED	SALEABLE AREA (SQ.FT.)
1	L	1	3 Bed Prima (West)	2168
2	O	1	3 Bed Prima (North)	2144
3	D	1	3 Bed Smart (North)	1631
4	D	1	3 Bed Smart (North)	1631
5	D	1	3 Bed Smart (North)	1631
6	P	1	3 Bed Prima (North)	2238
7	M	1	3 Bed Prima (East)	2169
8	B	1	2 Bed Plus (East)	1534
9	C	1	2 Bed Plus (West)	1548
10			Entrance Lobby	



TOWER – 13

SECOND FLOOR



KEYPLAN

COLOR	TYPE	UNIT NOS.	NO. OF BED	SALEABLE AREA (SQ.FT.)
1	L	1	3 Bed Prima (West)	2168
2	O	1	3 Bed Prima (North)	2144
3	D	1	3 Bed Smart (North)	1631
4	D	1	3 Bed Smart (North)	1631
5	D	1	3 Bed Smart (North)	1631
6	P	1	3 Bed Prima (North)	2238
7	M	1	3 Bed Prima (East)	2169
8	B	1	2 Bed Plus (East)	1534
9	C	1	2 Bed Plus (West)	1548
10			Entrance Lobby	



TOWER – 13

TYPICAL FLOOR



KEYPLAN

COLOR	TYPE	UNIT NOS.	NO. OF BED	SALEABLE AREA (SQ.FT.)
1	L	36	3 Bed Prima (West)	2168
2	O	36	3 Bed Prima (North)	2144
3	D	36	3 Bed Smart (North)	1631
4	D	36	3 Bed Smart (North)	1631
5	D	36	3 Bed Smart (North)	1631
6	P	36	3 Bed Prima (North)	2238
7	M	36	3 Bed Prima (East)	2169
8	B	36	2 Bed Plus (East)	1534
9	C	36	2 Bed Plus (West)	1548
10	K	36	3 Bed Prima (East)	2136



TOWER – 13

REFUGE FLOOR (19TH, 29TH & 39TH)




KEYPLAN



COLOR	TYPE	UNIT NOS.	NO. OF BED	SALEABLE AREA (SQ.FT.)
1	L	3	3 Bed Prima (West)	2168
2	O	3	3 Bed Prima (North)	2144
3	D	3	3 Bed Smart (North)	1631
4	D	3	3 Bed Smart (North)	1631
5	D	3	3 Bed Smart (North)	1631
6	P	3	3 Bed Prima (North)	2238
7	M	3	3 Bed Prima (East)	2169
8	B	3	2 Bed Plus (East)	1534
9			Refuge Balcony	
10	K	3	3 Bed Prima (East)	2136



EXTERIOR VIEW



Artist's Impression

TYPE A

2 BED – EAST FACING



KEYPLAN

Tower 04 (Unit 8) - 42 Units
Tower 06 (Unit 8) - 42 Units
Tower 07 (Unit 8) - 42 Units

	SQ.FT.
Carpet Area	716
Balcony & Utility Area	103
Saleable Area	1179
Total No. Of Units	126

TYPE B

2 BED PLUS – EAST FACING



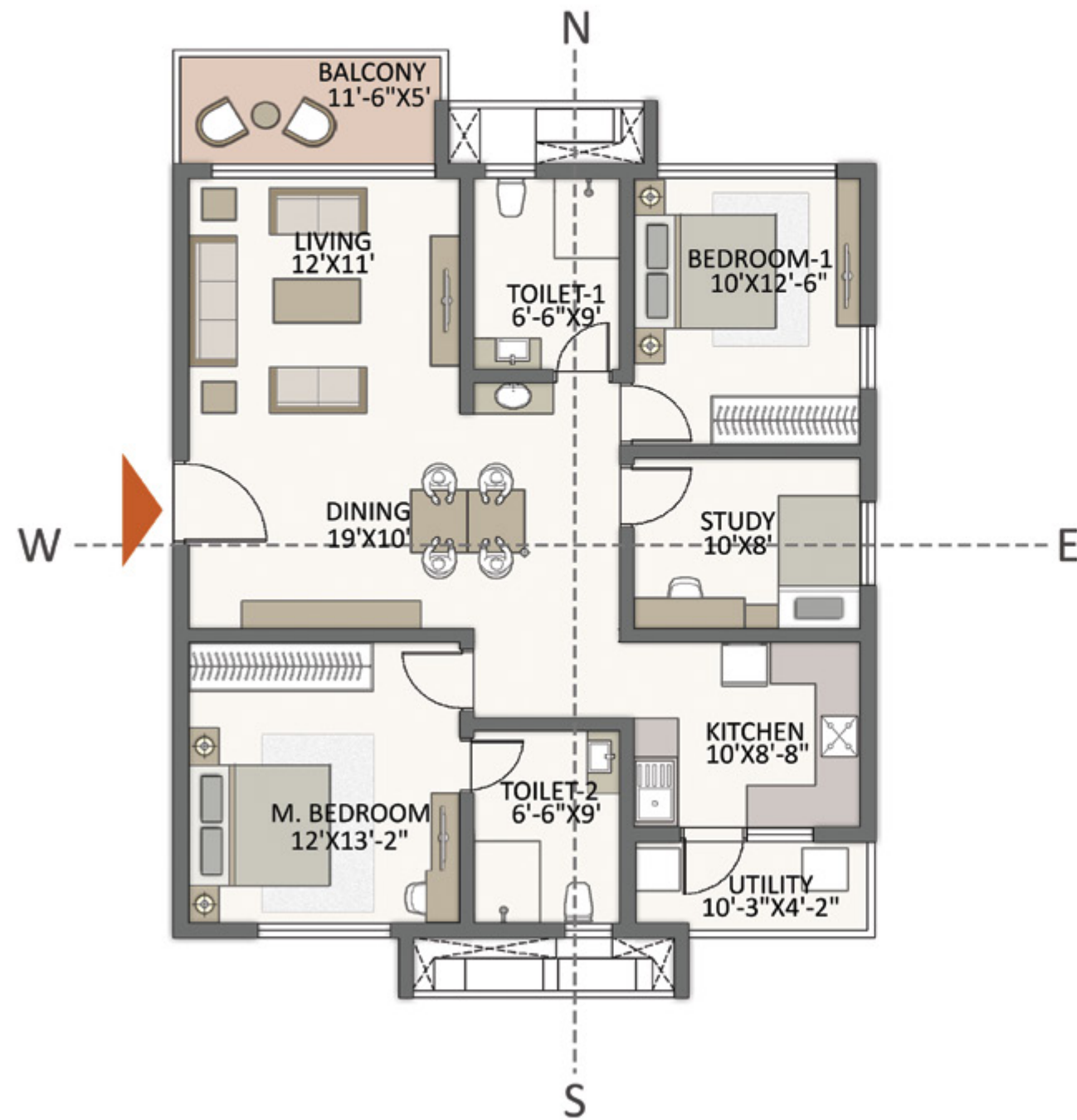
KEYPLAN

TOWER 04 (UNIT 10) - 39 UNITS
TOWER 06 (UNIT 10) - 39 UNITS
TOWER 11 (UNIT 8) - 42 UNITS
TOWER 13 (UNIT 8) - 42 UNITS

	SQ.FT.
Carpet Area	982
Balcony & Utility Area	101
Saleable Area	1534
Total No. Of Units	162

TYPE C

2 BED PLUS – WEST FACING



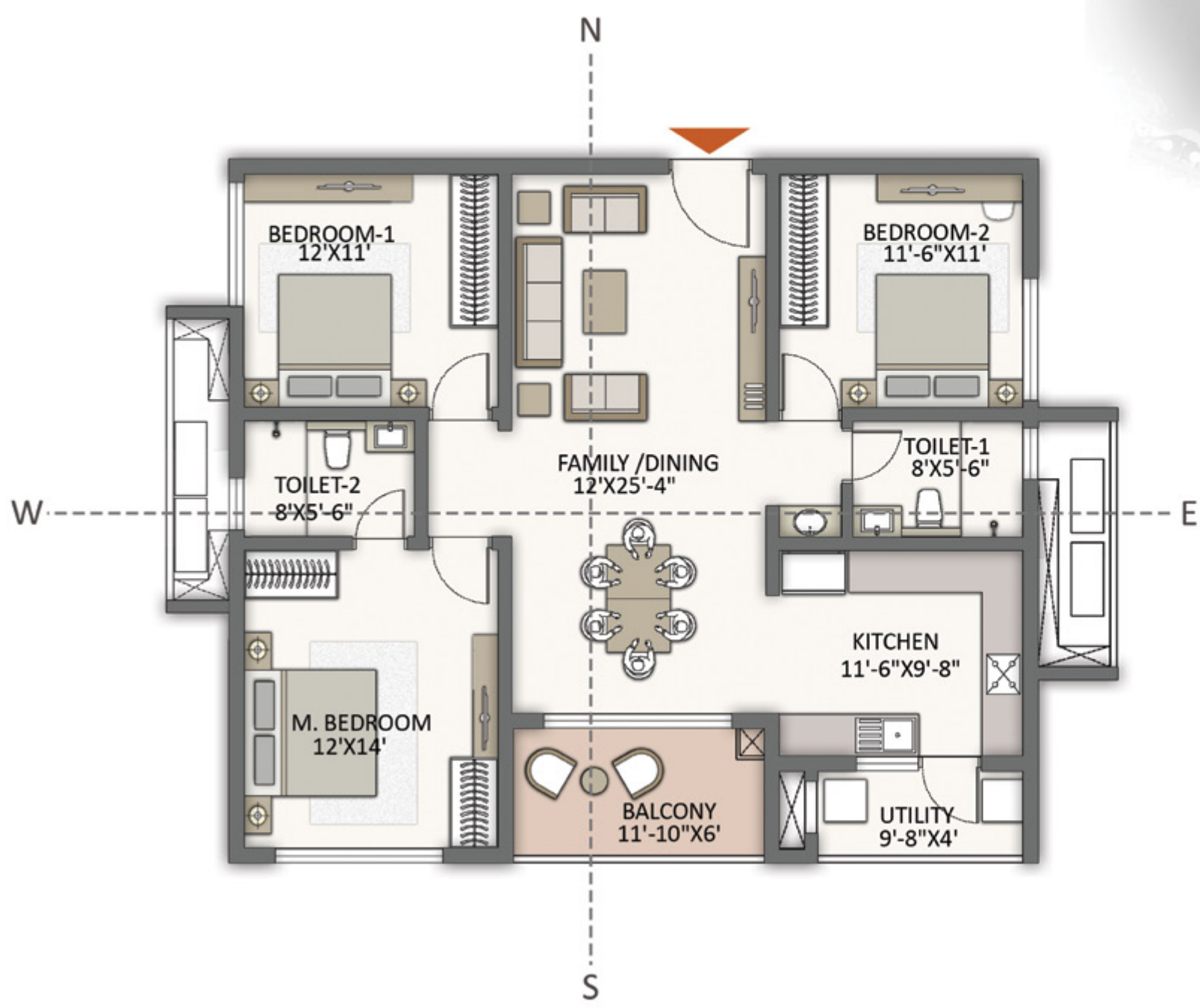
KEYPLAN

TOWER 04 (UNIT 9) - 42 UNITS
TOWER 06 (UNIT 9) - 42 UNITS
TOWER 07 (UNIT 9) - 42 UNITS
TOWER 11 (UNIT 9) - 39 UNITS
TOWER 13 (UNIT 9) - 39 UNITS

	SQ.FT.
Carpet Area	985
Balcony & Utility Area	109
Saleable Area	1548
Total No. Of Units	204

TYPE D

3 BED SMART – NORTH FACING



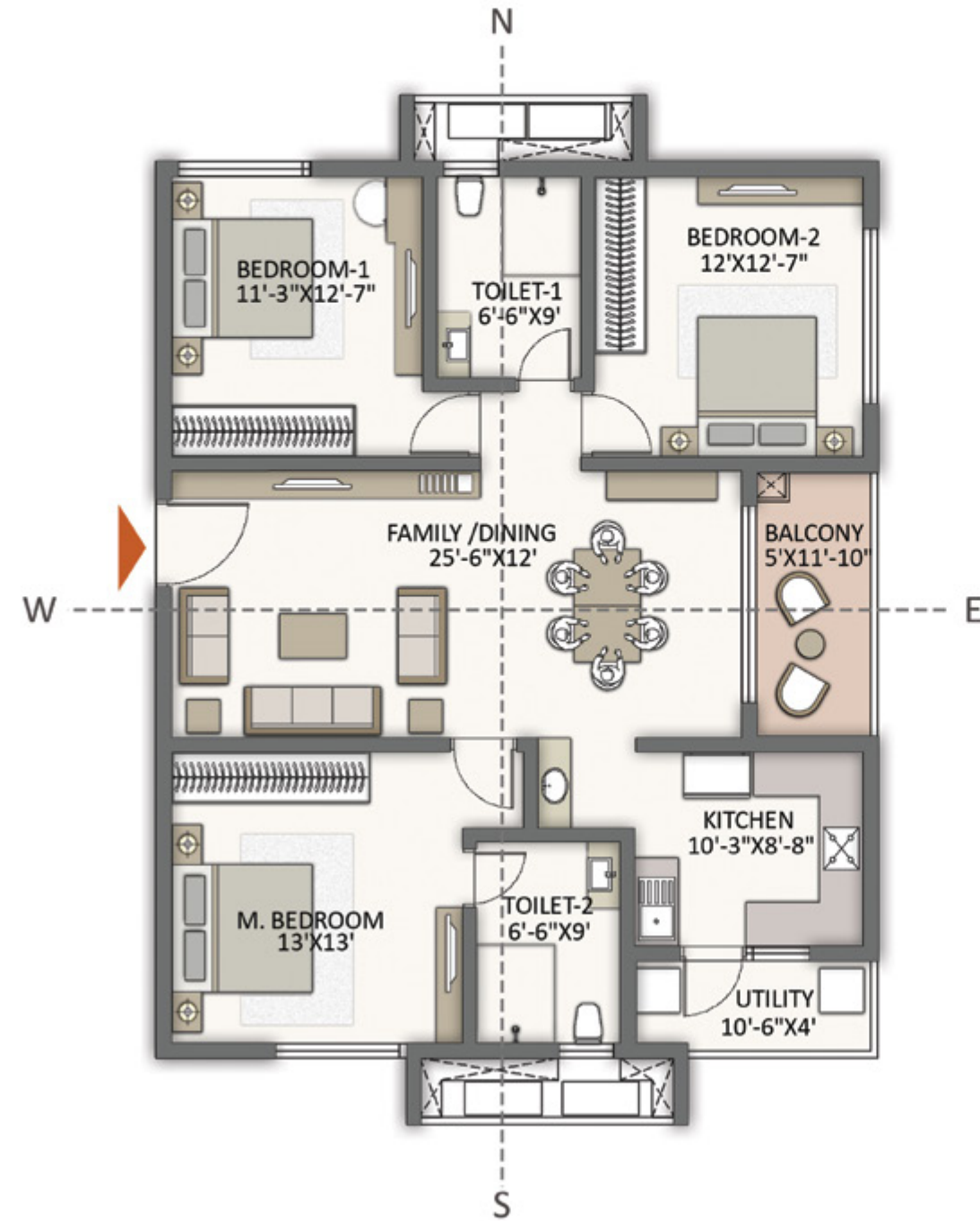
KEYPLAN

TOWER 07 (UNIT 3,4,5) - 120 UNITS
TOWER 11 (UNIT 3,4,5) - 126 UNITS
TOWER 13 (UNIT 3,4,5) - 126 UNITS

	SQ.FT.
Carpet Area	1026
Balcony & Utility Area	118
Saleable Area	1631
Total No. Of Units	372

TYPE E

3 BED SMART – WEST FACING



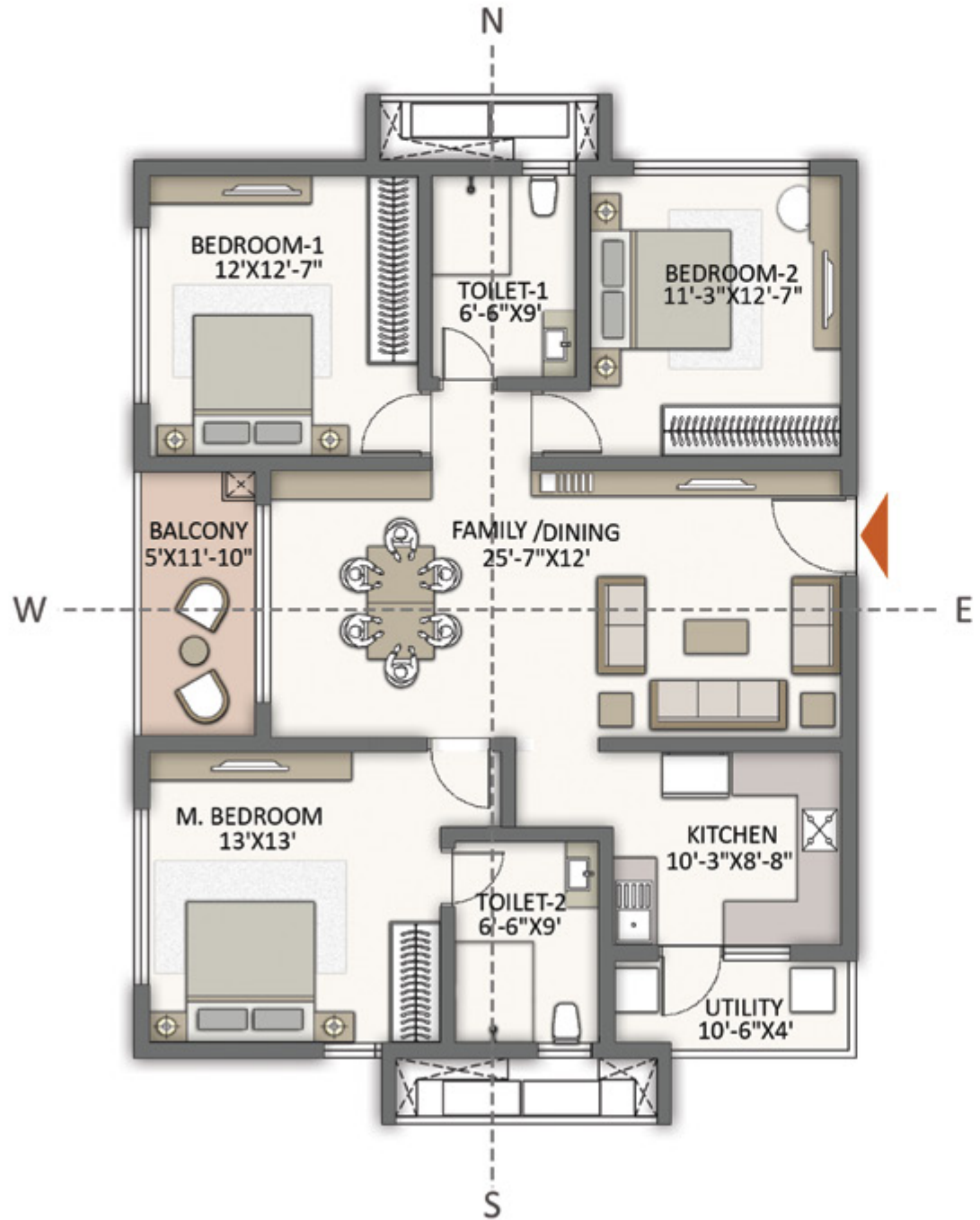
KEYPLAN

TOWER 01 (UNIT 2,3,4) - 120 UNITS
TOWER 03 (UNIT 1,2,3,4,5) - 204 UNITS
TOWER 05 (UNIT 2,3) - 81 UNITS
TOWER 12 (UNIT 2,3,4) - 120 UNITS

	SQ.FT.
Carpet Area	1079
Balcony & Utility Area	108
Saleable Area	1687
Total No. Of Units	525

TYPE F

3 BED SMART – EAST FACING



KEYPLAN

TOWER 03 (UNIT 6,7,8,9,10) - 210 UNITS
TOWER 05 (UNIT 6,7) - 81 UNITS
TOWER 12 (UNIT 5,6,7) - 126 UNITS

	SQ.FT.
Carpet Area	1079
Balcony & Utility Area	108
Saleable Area	1687
Total No. Of Units	417

TYPE G

3 BED PRIMA – NORTH FACING



KEYPLAN

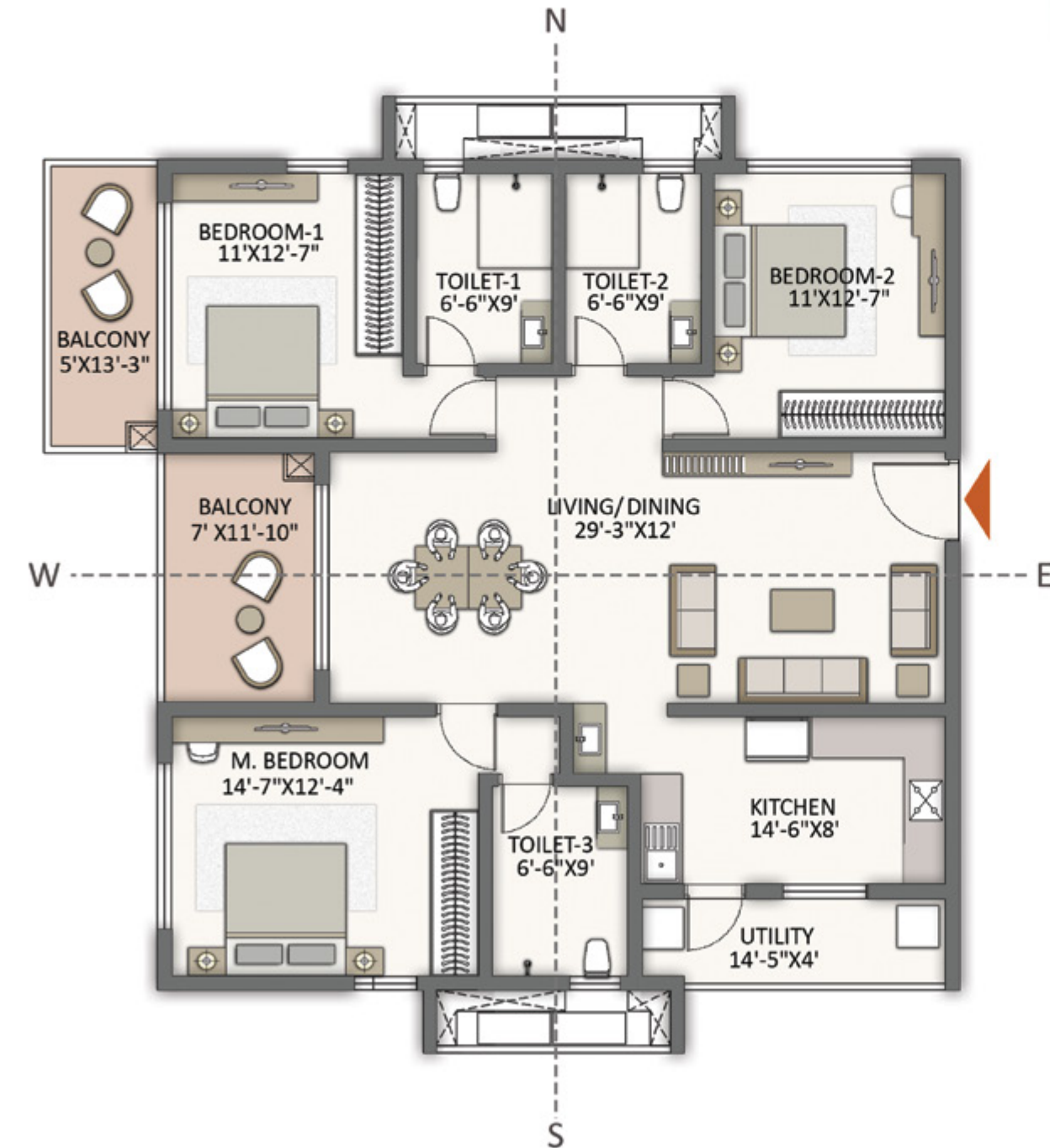
TOWER 04 (UNIT 2,3,4,5) - 165 UNITS
TOWER 06 (UNIT 2,3,4,5) - 165 UNITS

	SQ.FT.
Carpet Area	1223
Balcony & Utility Area	119
Saleable Area	1898
Total No. Of Units	330



TYPE H

3 BED PRIMA – EAST FACING



KEYPLAN

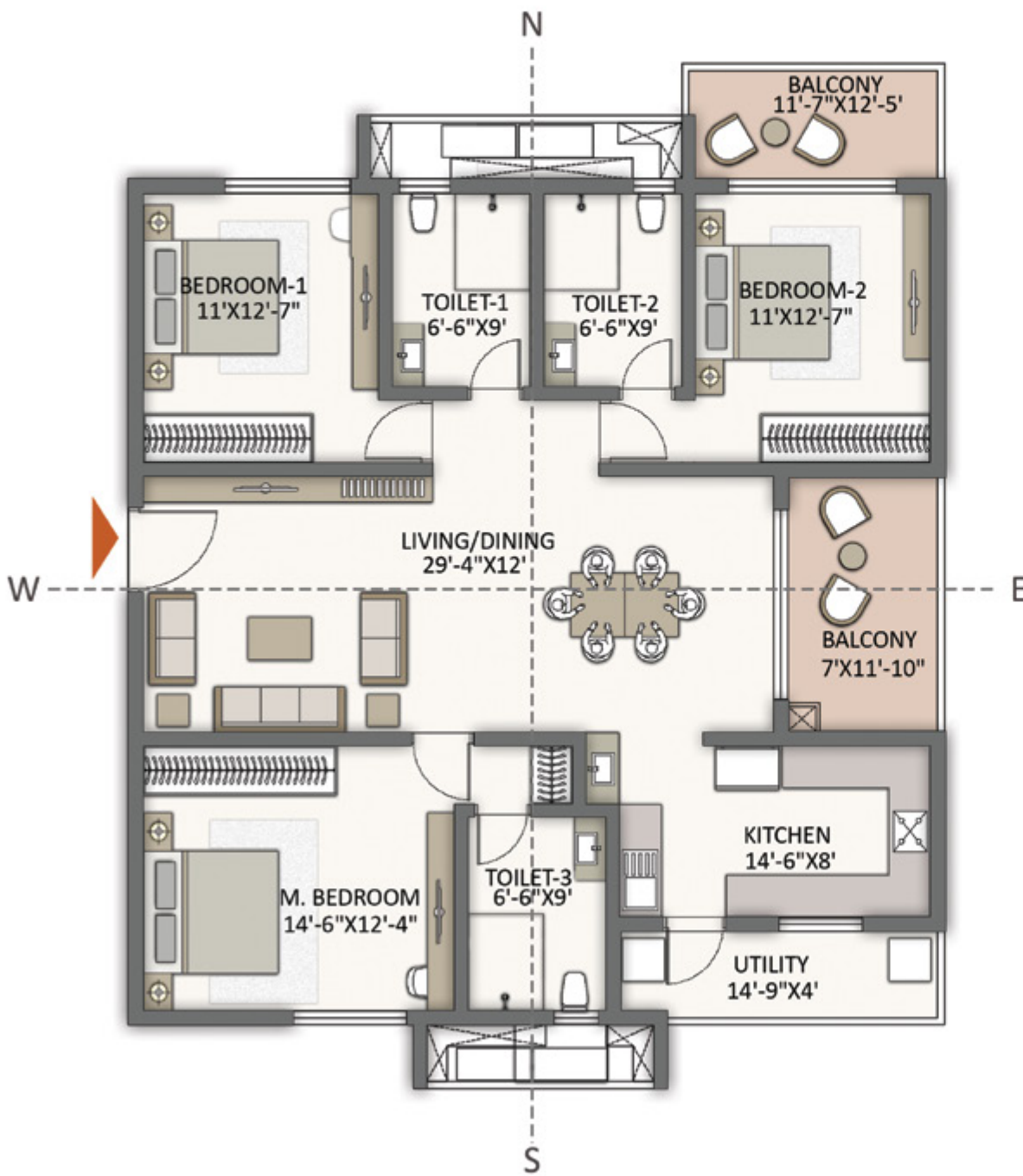
TOWER 01 (UNIT 6,7,8,9,10) - 210 UNITS
TOWER 07 (UNIT 7) - 42 UNITS

	SQ.FT.
Carpet Area	1232
Balcony & Utility Area	224
Saleable Area	2049
Total No. Of Units	252



TYPE I

3 BED PRIMA – WEST FACING



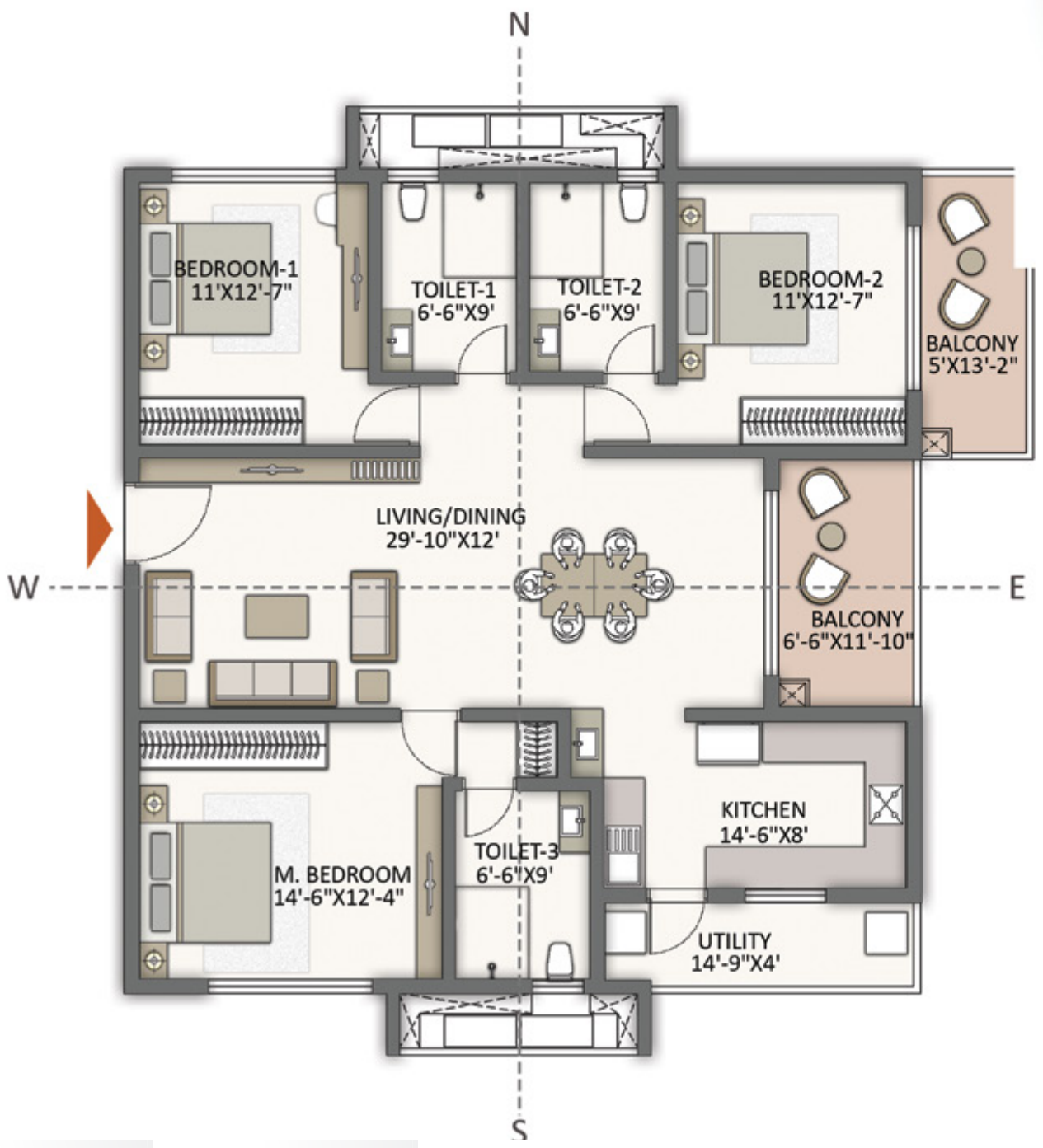
KEYPLAN

TOWER 01 (UNIT 1) - 42 UNITS
TOWER 05 (UNIT 1) - 42 UNITS
TOWER 07 (UNIT 1) - 42 UNITS

	SQ.FT.
Carpet Area	1232
Balcony & Utility Area	213
Saleable Area	2034
Total No. Of Units	126

TYPE J

3 BED PRIMA – WEST FACING



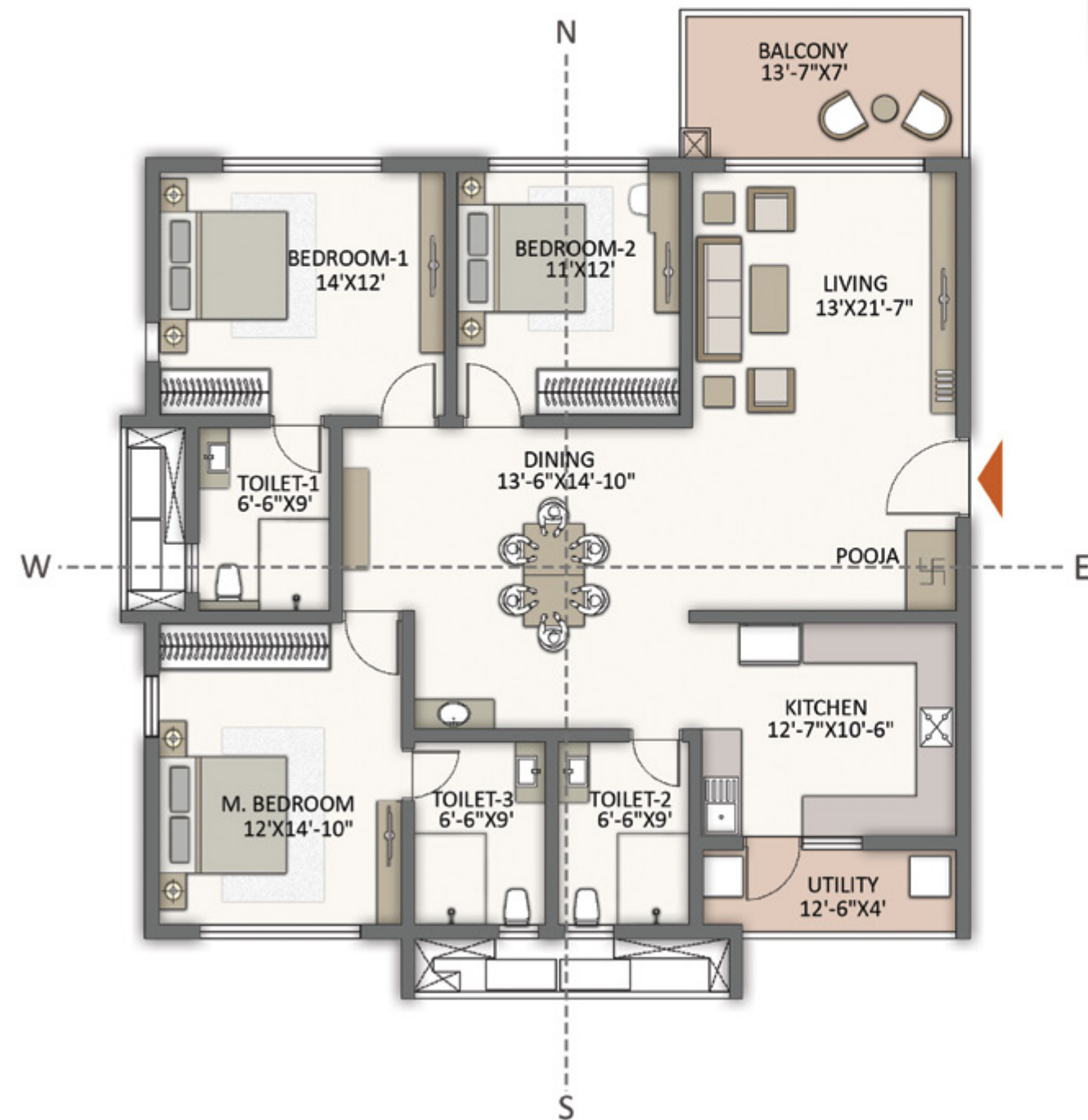
KEYPLAN

TOWER 01 (UNIT 5) - 42 UNITS
TOWER 05 (UNIT 4) - 42 UNITS

	SQ.FT.
Carpet Area	1239
Balcony & Utility Area	216
Saleable Area	2047
Total No. Of Units	84

TYPE K

3 BED PRIMA – EAST FACING



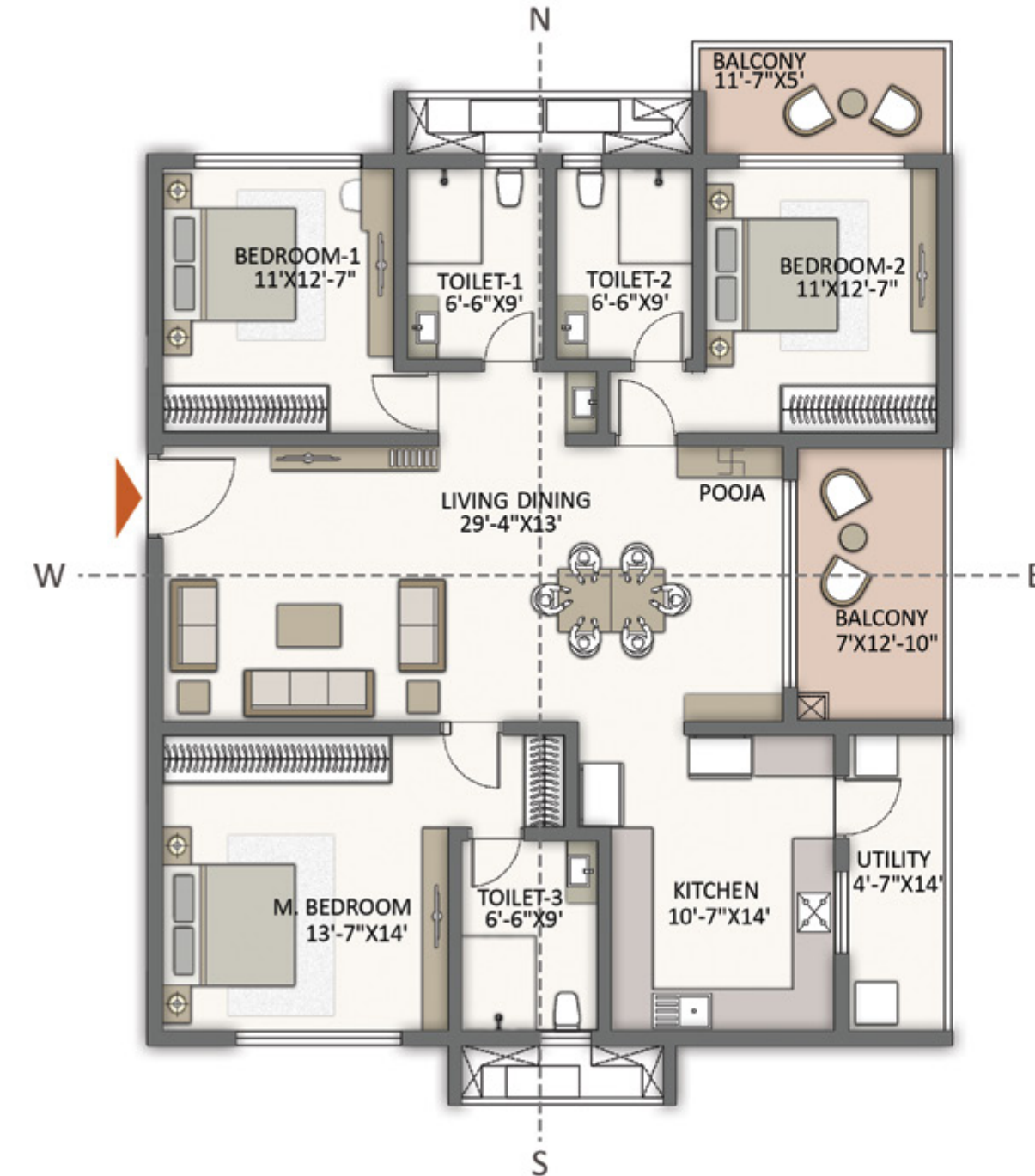
KEYPLAN

TOWER 06 (UNIT 7) - 42 UNITS
TOWER 07 (UNIT 10) - 42 UNITS
TOWER 11 (UNIT 10) - 42 UNITS
TOWER 13 (UNIT 10) - 39 UNITS

	SQ.FT.
Carpet Area	1373
Balcony & Utility Area	158
Saleable Area	2136
Total No. Of Units	165

TYPE L

3 BED PRIMA – WEST FACING



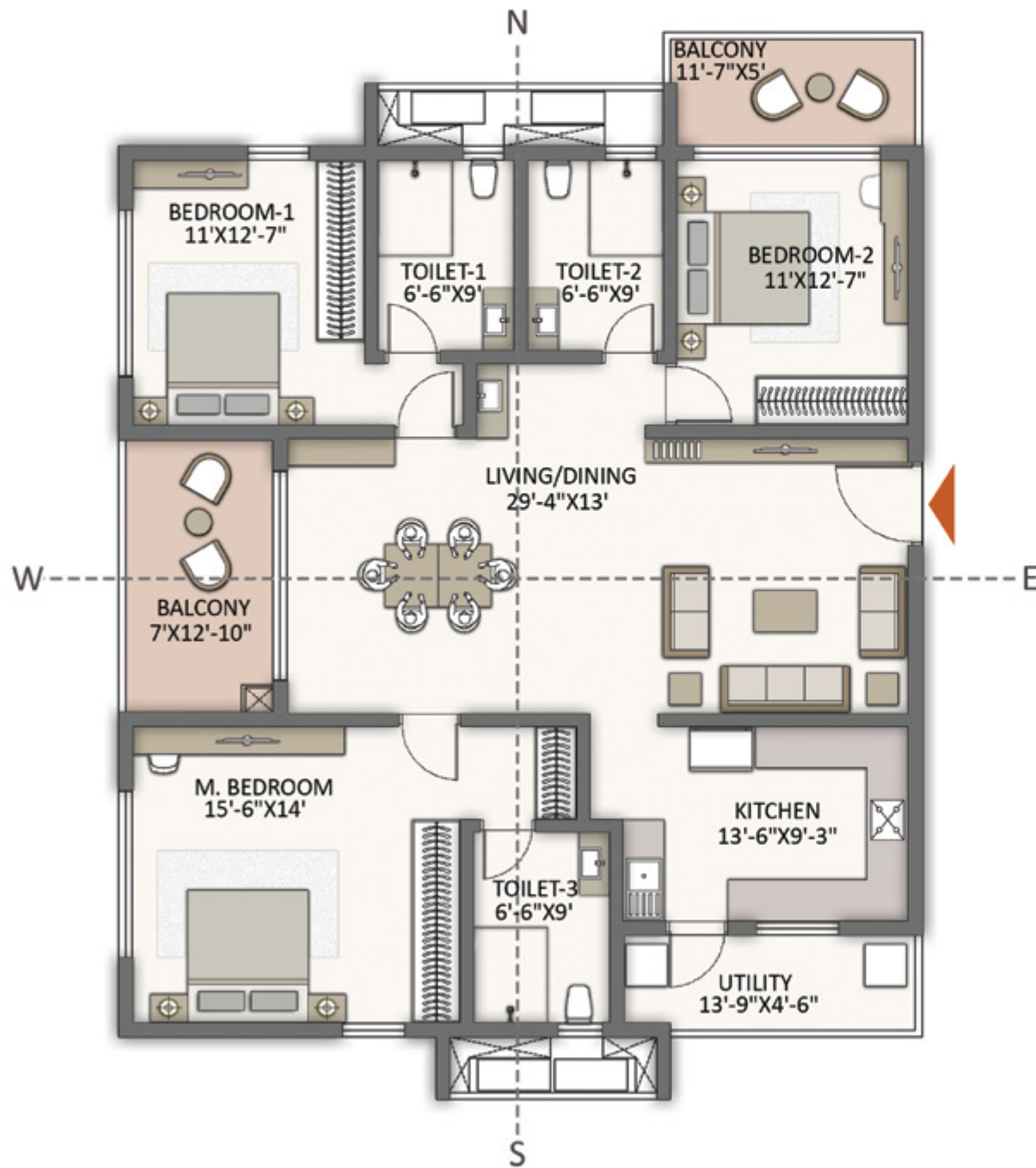
KEYPLAN

TOWER 11 (UNIT 1) - 42 UNITS
TOWER 12 (UNIT 1) - 42 UNITS
TOWER 13 (UNIT 1) - 42 UNITS

	SQ.FT.
Carpet Area	1322
Balcony & Utility Area	225
Saleable Area	2168
Total No. Of Units	126

TYPE M

3 BED PRIMA – EAST FACING



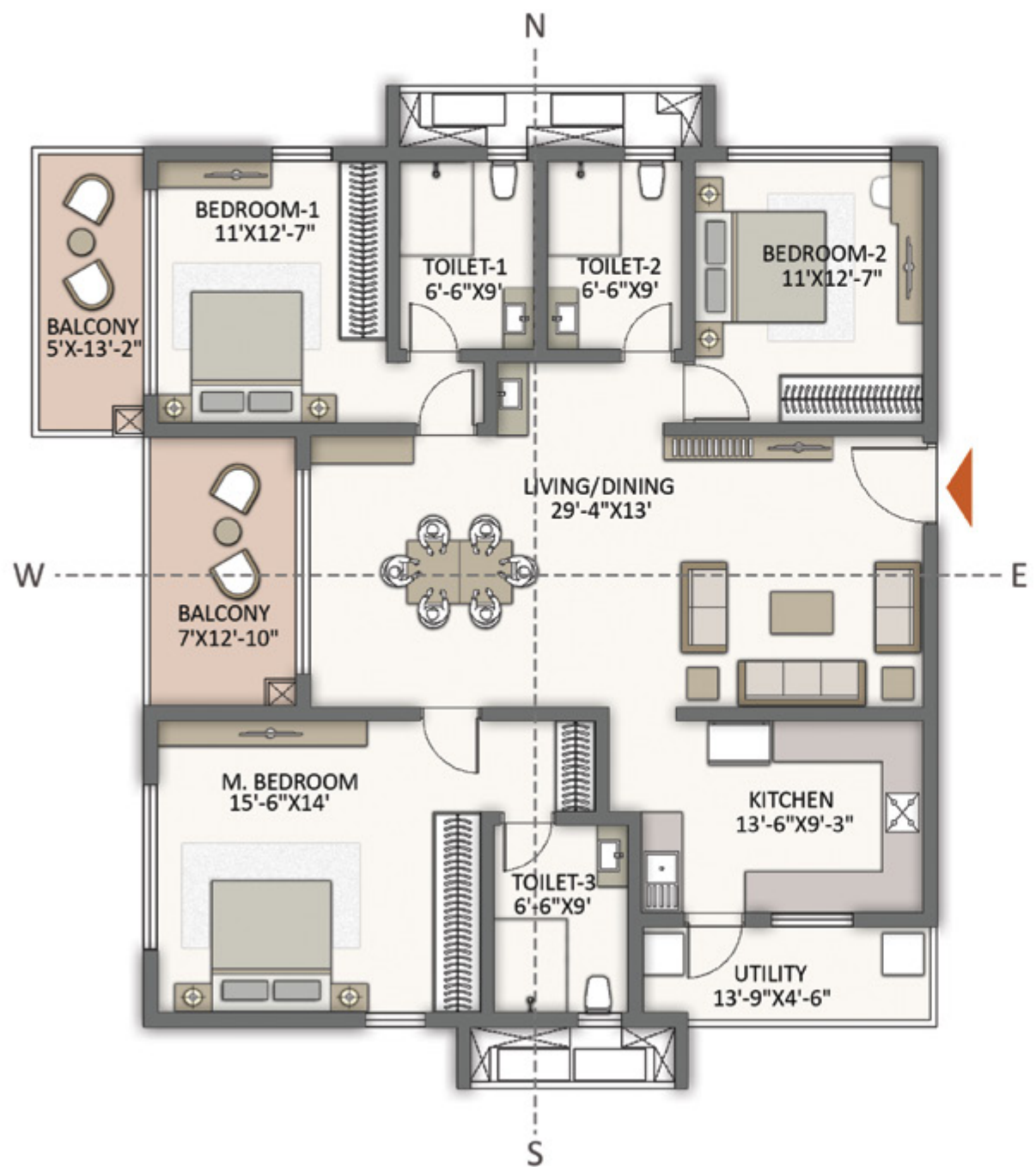
KEYPLAN

TOWER 05 (UNIT 8) - 42 UNITS
TOWER 11 (UNIT 7) - 39 UNITS
TOWER 13 (UNIT 7) - 42 UNITS

	SQ.FT.
Carpet Area	1323
Balcony & Utility Area	223
Saleable Area	2169
Total No. Of Units	123

TYPE N

3 BED PRIMA – EAST FACING



KEYPLAN

TOWER 05 (UNIT 5) - 42 UNITS
TOWER 12 (UNIT 8) - 42 UNITS

	SQ.FT.
Carpet Area	1323
Balcony & Utility Area	231
Saleable Area	2181
Total No. Of Units	84

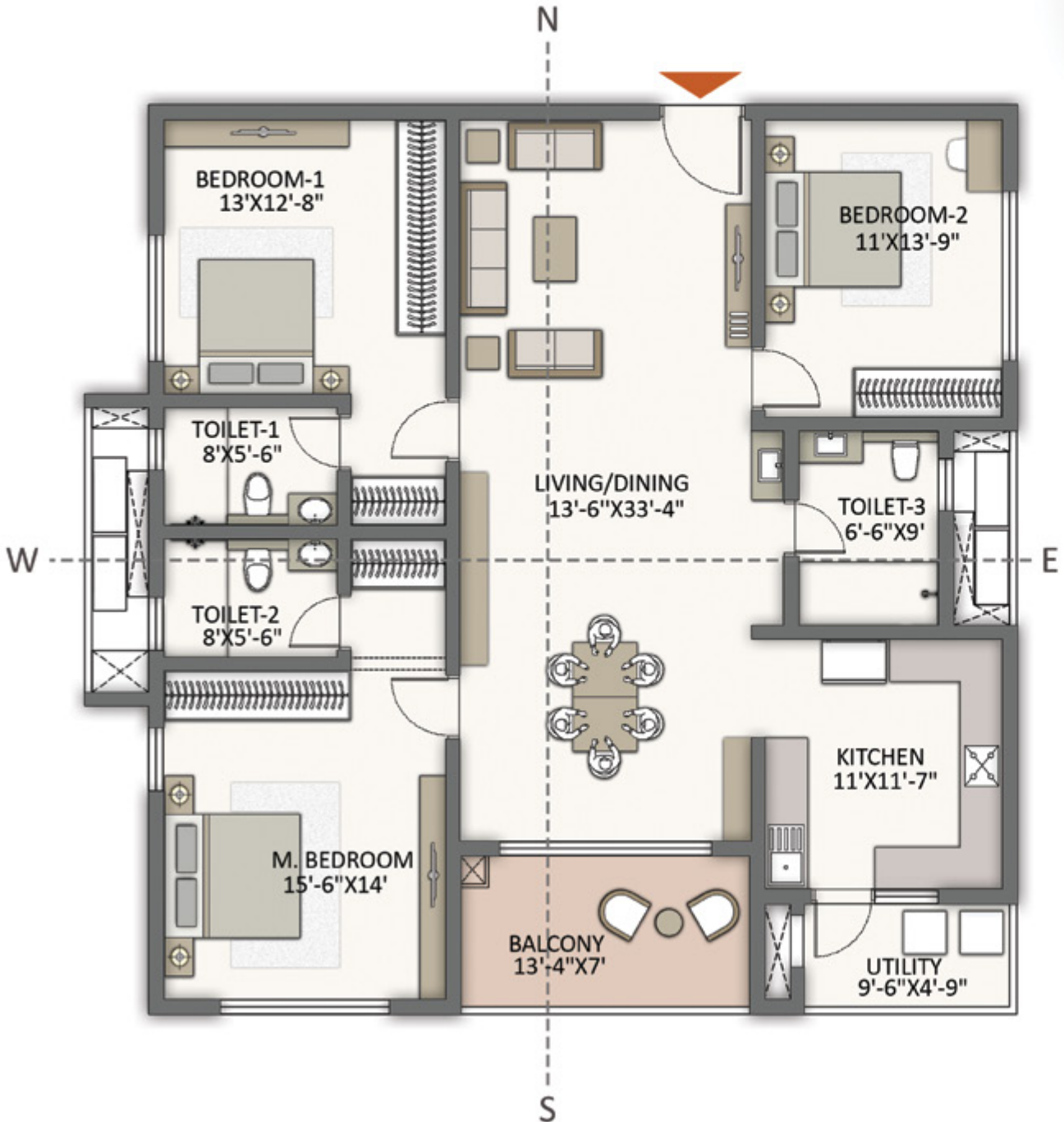


EXTERIOR VIEW

Artist's Impression

TYPE O

3 BED PRIMA – NORTH FACING



KEYPLAN

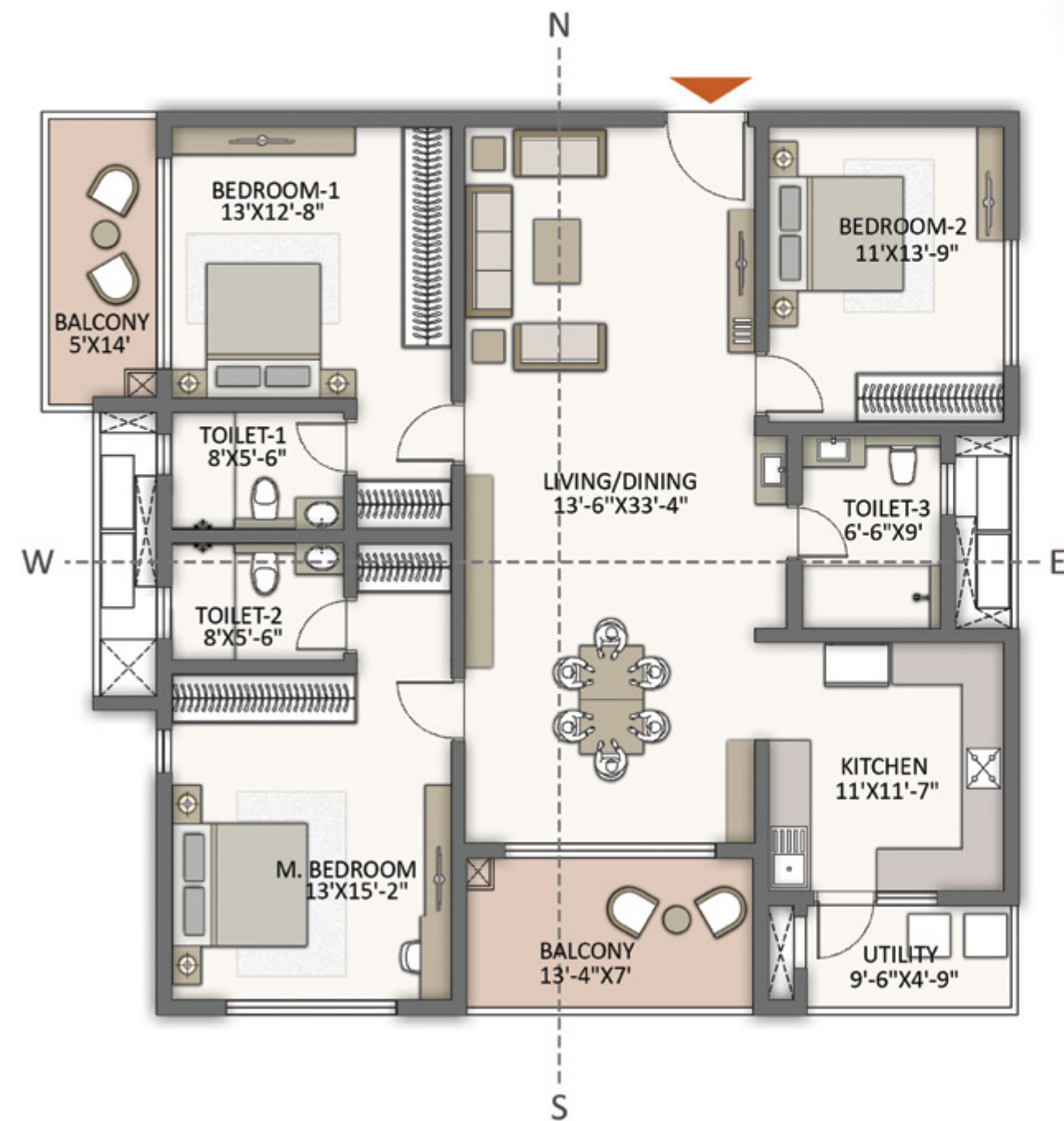
TOWER 11 (UNIT 2) - 42 UNITS
TOWER 13 (UNIT 2) - 42 UNITS

	SQ.FT.
Carpet Area	1379
Balcony & Utility Area	146
Saleable Area	2144
Total No. Of Units	84



TYPE P

3 BED PRIMA – NORTH FACING



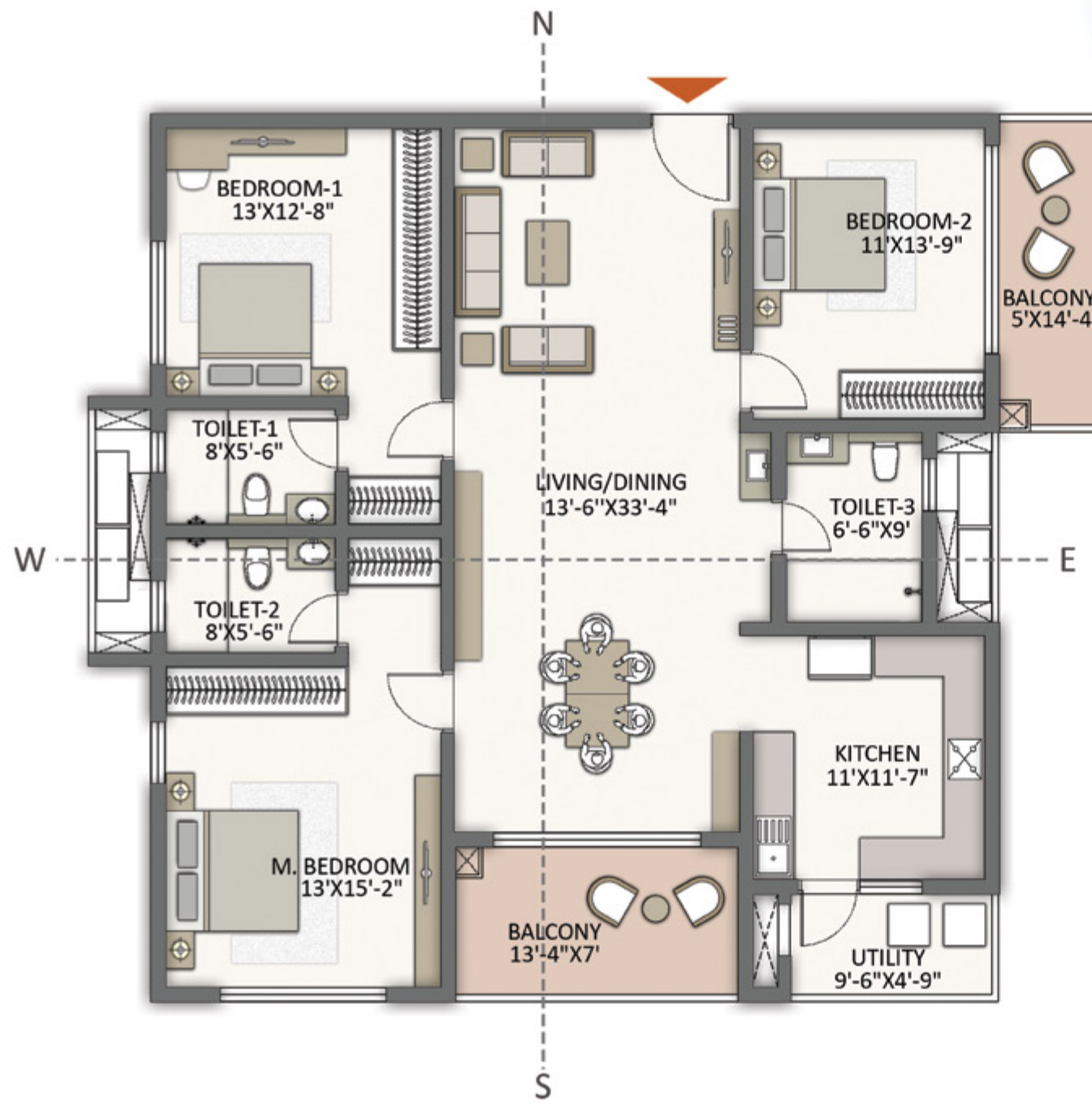
KEYPLAN

TOWER 06 (UNIT 6) - 42 UNITS
TOWER 07 (UNIT 6) - 42 UNITS
TOWER 11 (UNIT 6) - 42 UNITS
TOWER 13 (UNIT 6) - 42 UNITS

	SQ.FT.
Carpet Area	1379
Balcony & Utility Area	219
Saleable Area	2238
Total No. Of Units	168

TYPE Q

3 BED PRIMA – NORTH FACING



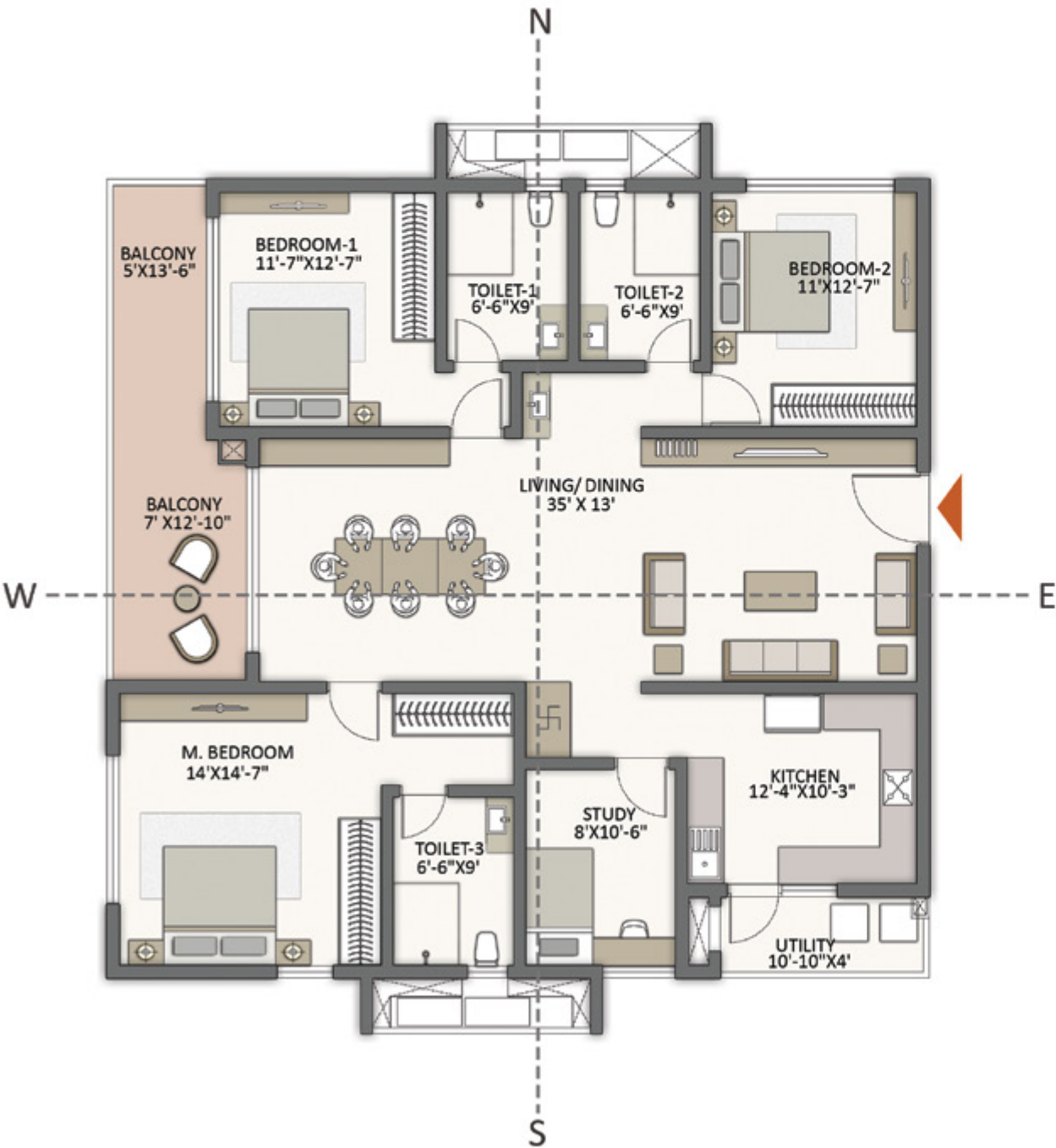
KEYPLAN

TOWER 07 (UNIT 2) - 42 UNITS

	SQ.FT.
Carpet Area	1379
Balcony & Utility Area	225
Saleable Area	2245
Total No. Of Units	42

TYPE R

3 BED PLUS – EAST FACING



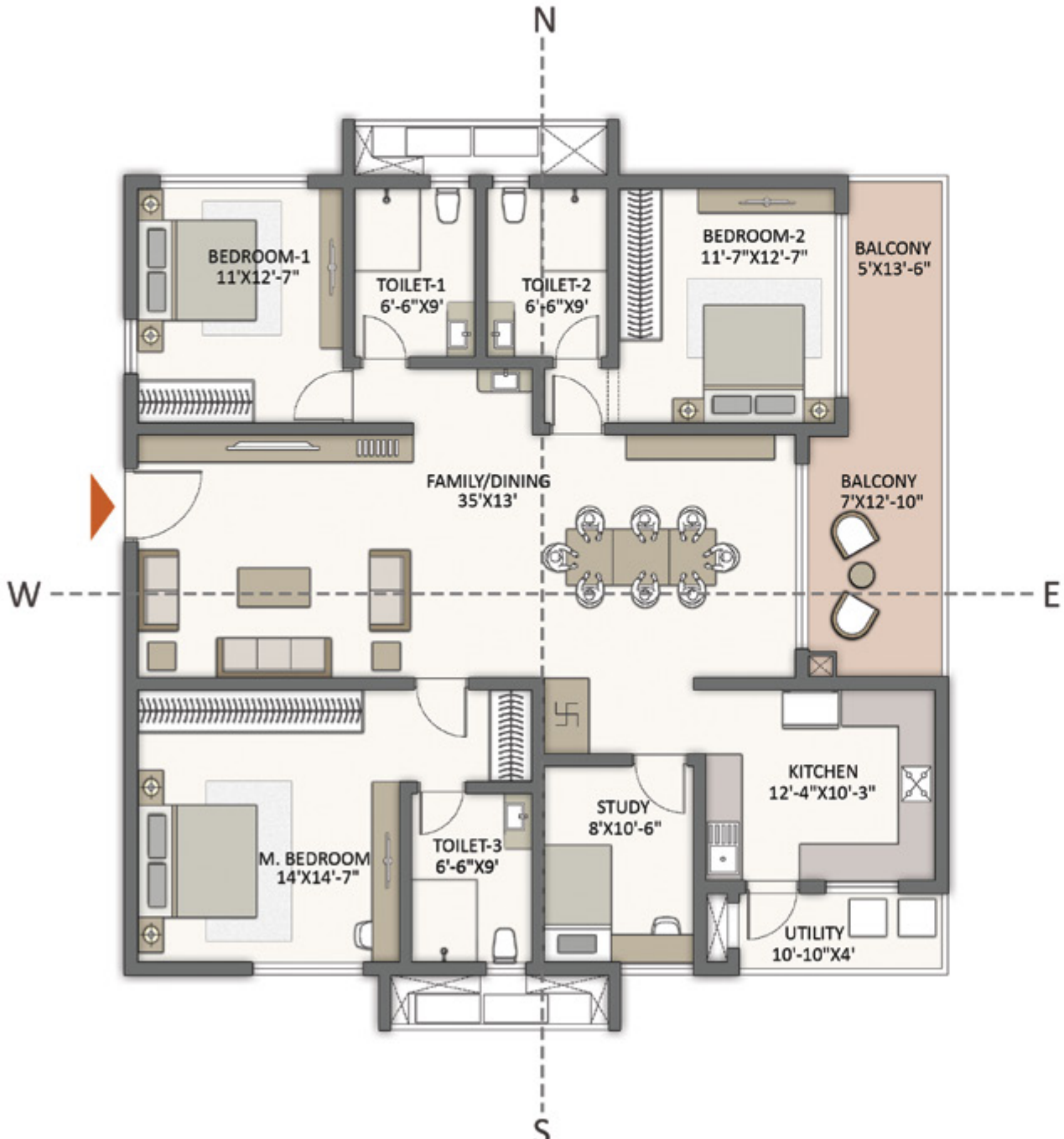
KEYPLAN

TOWER 02 (UNIT 5,6,7,8) - 168 UNITS
TOWER 04 (UNIT 6,7) - 84 UNITS
TOWER 10 (UNIT 3,4,5,6) - 168 UNITS

	SQ.FT.
Carpet Area	1529
Balcony & Utility Area	217
Saleable Area	2433
Total No. Of Units	420

TYPE S

3 BED PLUS – WEST FACING



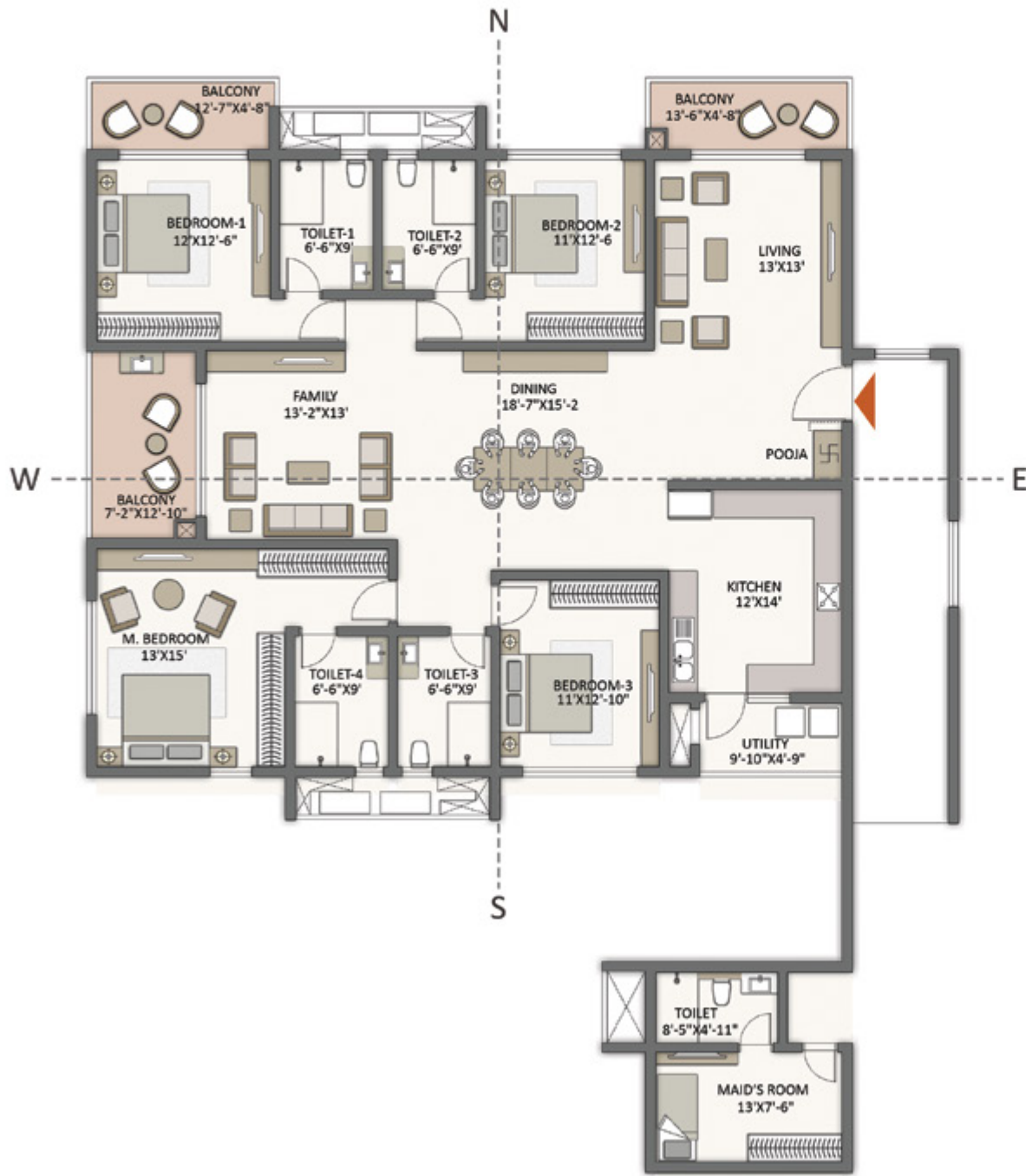
KEYPLAN

TOWER 02 (UNIT 1,2,3,4) - 162 UNITS
TOWER 04 (UNIT 1) - 42 UNITS
TOWER 06 (UNIT 1) - 42 UNITS
TOWER 10 (UNIT 1,2) - 78 UNITS

	SQ.FT.
Carpet Area	1529
Balcony & Utility Area	217
Saleable Area	2433
Total No. Of Units	324

TYPE T

4 BED – EAST FACING



KEYPLAN

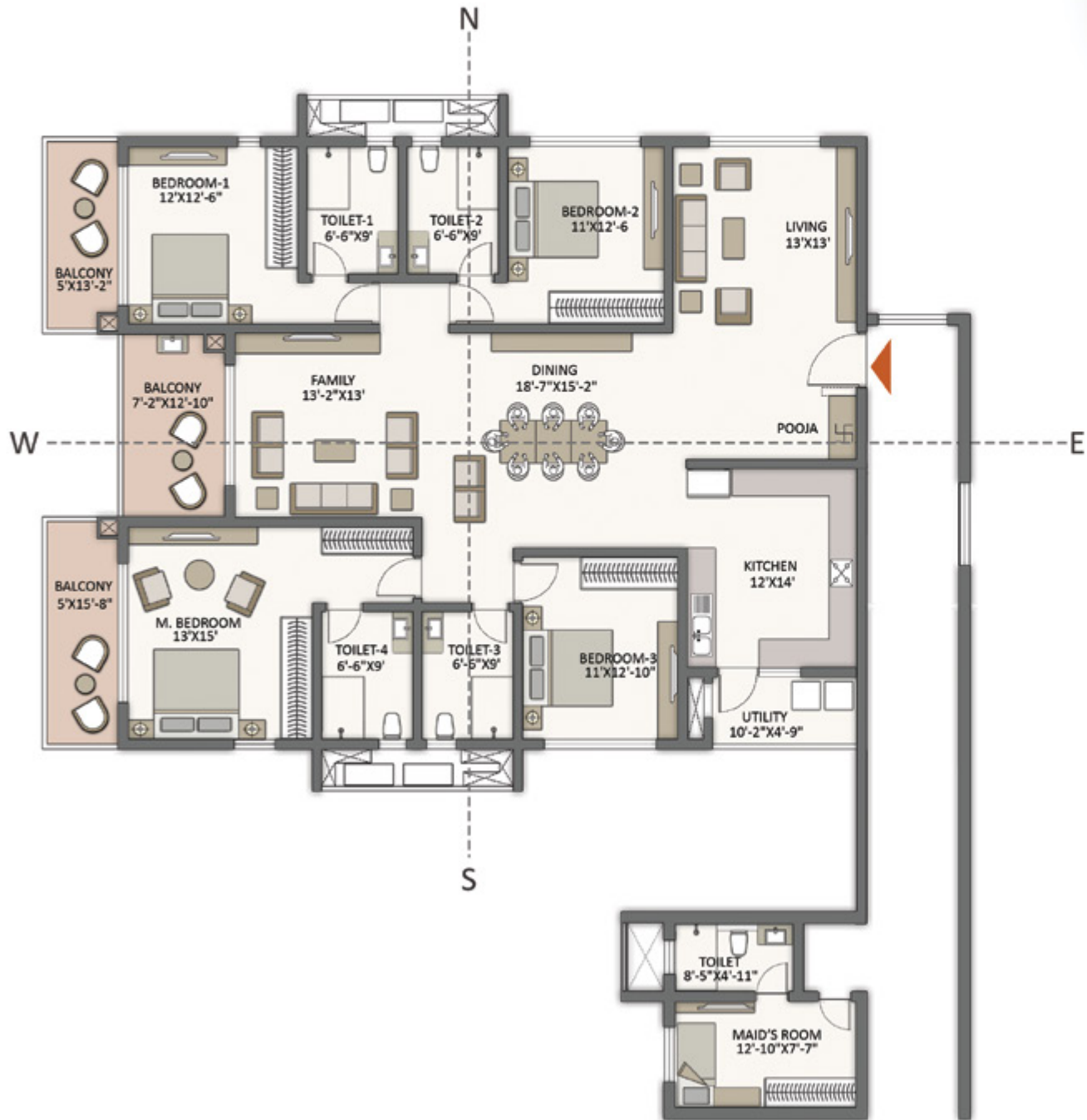
TOWER 09 (UNIT 6) - 42 UNITS

	SQ.FT.
Carpet Area	2110
Balcony & Utility Area	282
Saleable Area	3348
Total No. Of Units	42



TYPE U1

4 BED – EAST FACING



KEYPLAN

TOWER 08 (UNIT 6) - 39 UNITS

	SQ.FT.
Carpet Area	2110
Balcony & Utility Area	307
Saleable Area	3381
Total No. Of Units	39



TYPE U2

4 BED – EAST FACING



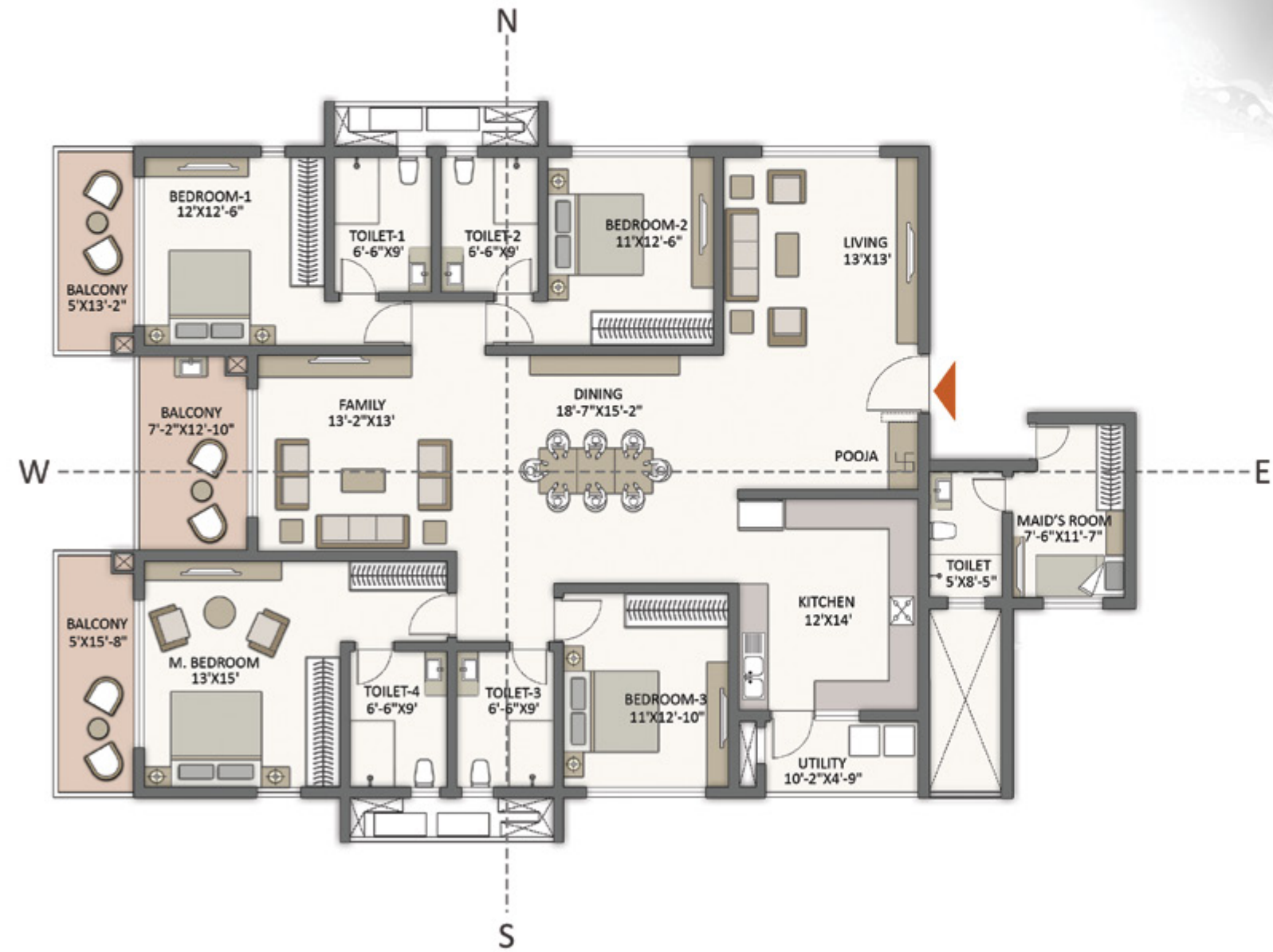
KEYPLAN

TOWER 08 (UNIT 4,5) - 84 UNITS
TOWER 09 (UNIT 4,5) - 84 UNITS

	SQ.FT.
Carpet Area	2098
Balcony & Utility Area	307
Saleable Area	3357
Total No. Of Units	168

TYPE U3

4 BED – EAST FACING



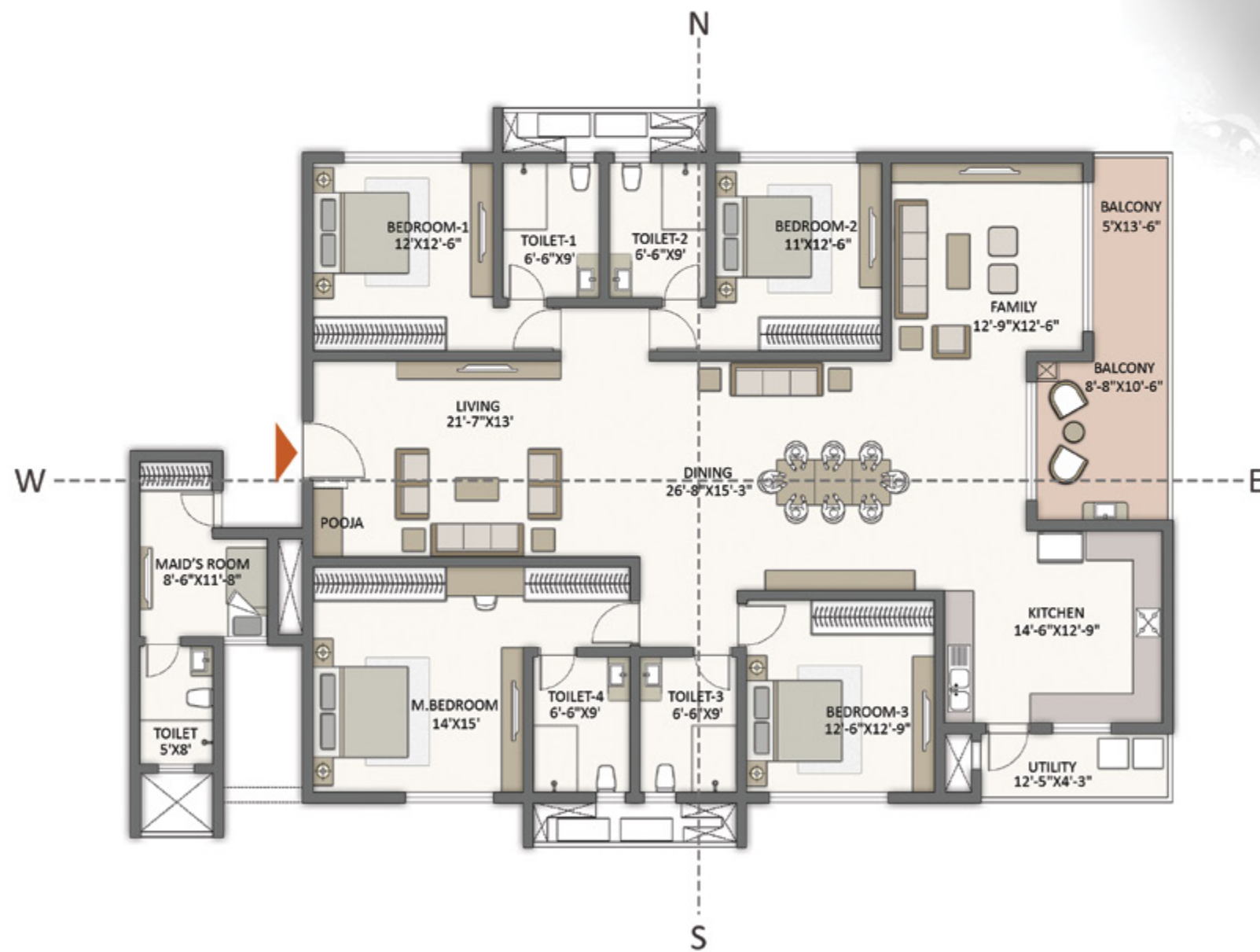
KEYPLAN

TOWER 08 (UNIT 3) - 42 UNITS
TOWER 09 (UNIT 3) - 39 UNITS

	SQ.FT.
Carpet Area	2099
Balcony & Utility Area	307
Saleable Area	3355
Total No. Of Units	81

TYPE V

4 BED – WEST FACING



KEYPLAN

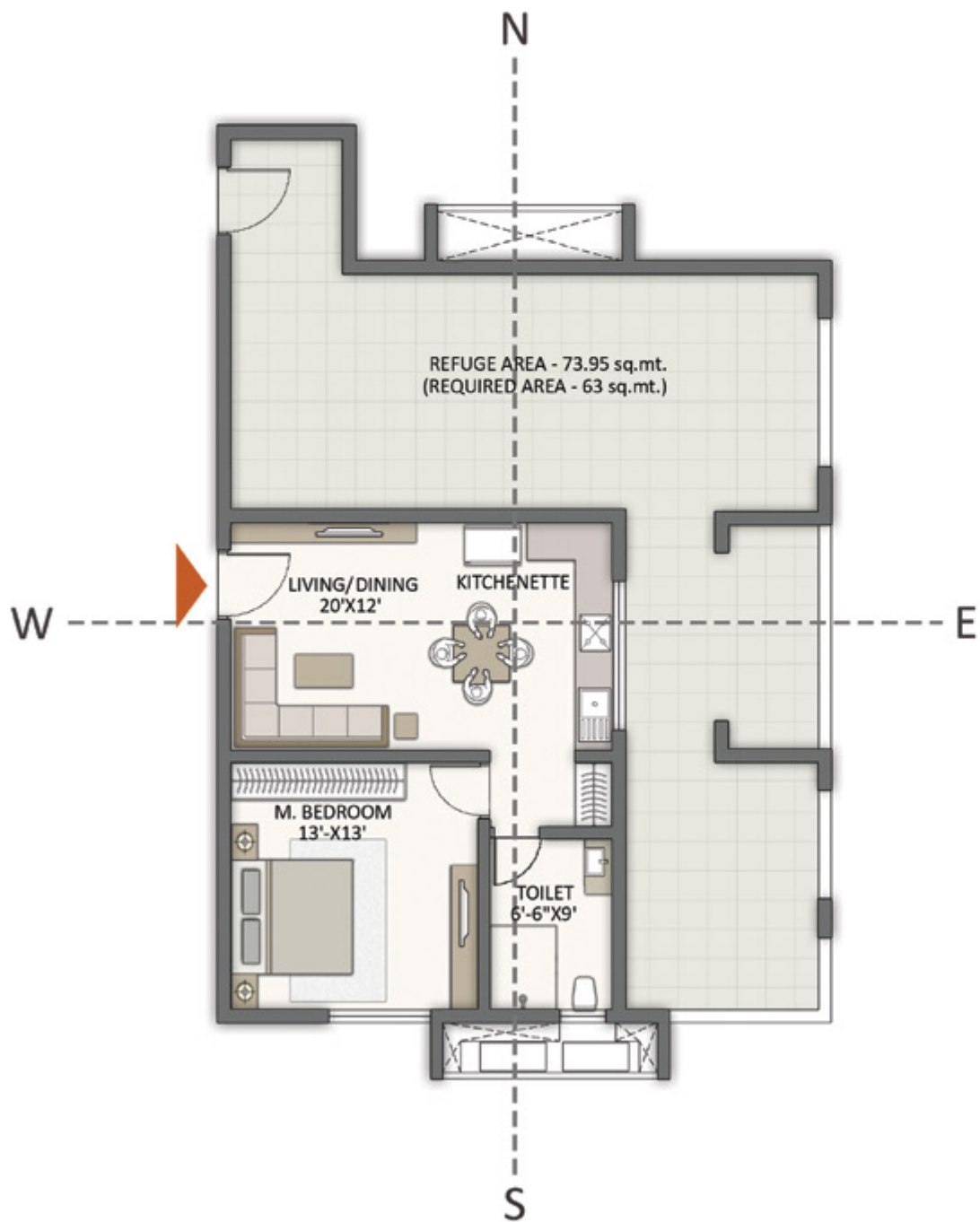
TOWER 08 (UNIT 1,2) - 81 UNITS
TOWER 09 (UNIT 1,2) - 81 UNITS

	SQ.FT.
Carpet Area	2227
Balcony & Utility Area	225
Saleable Area	3431
Total No. Of Units	162



TYPE R1

1 BED – WEST FACING | 19TH, 29TH & 39TH FLOORS



KEYPLAN

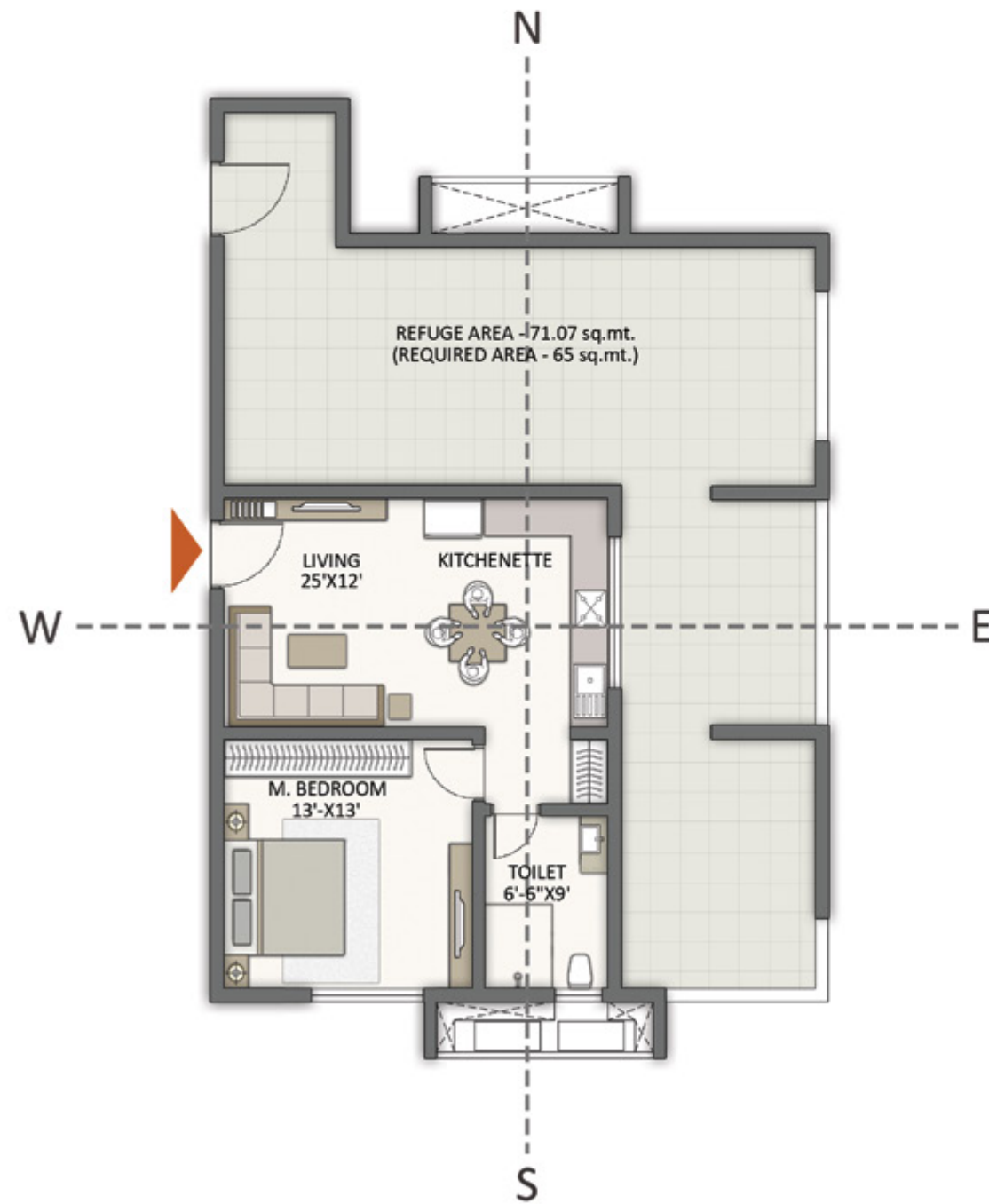
TOWER 03 (UNIT 2) - 03 UNITS
TOWER 12 (UNIT 2) - 03 UNITS

	SQ.FT.
Carpet Area	516
Balcony & Utility Area	-
Saleable Area	754
Total No. Of Units	06



TYPE R2

1 BED – WEST FACING | 19TH, 29TH & 39TH FLOORS



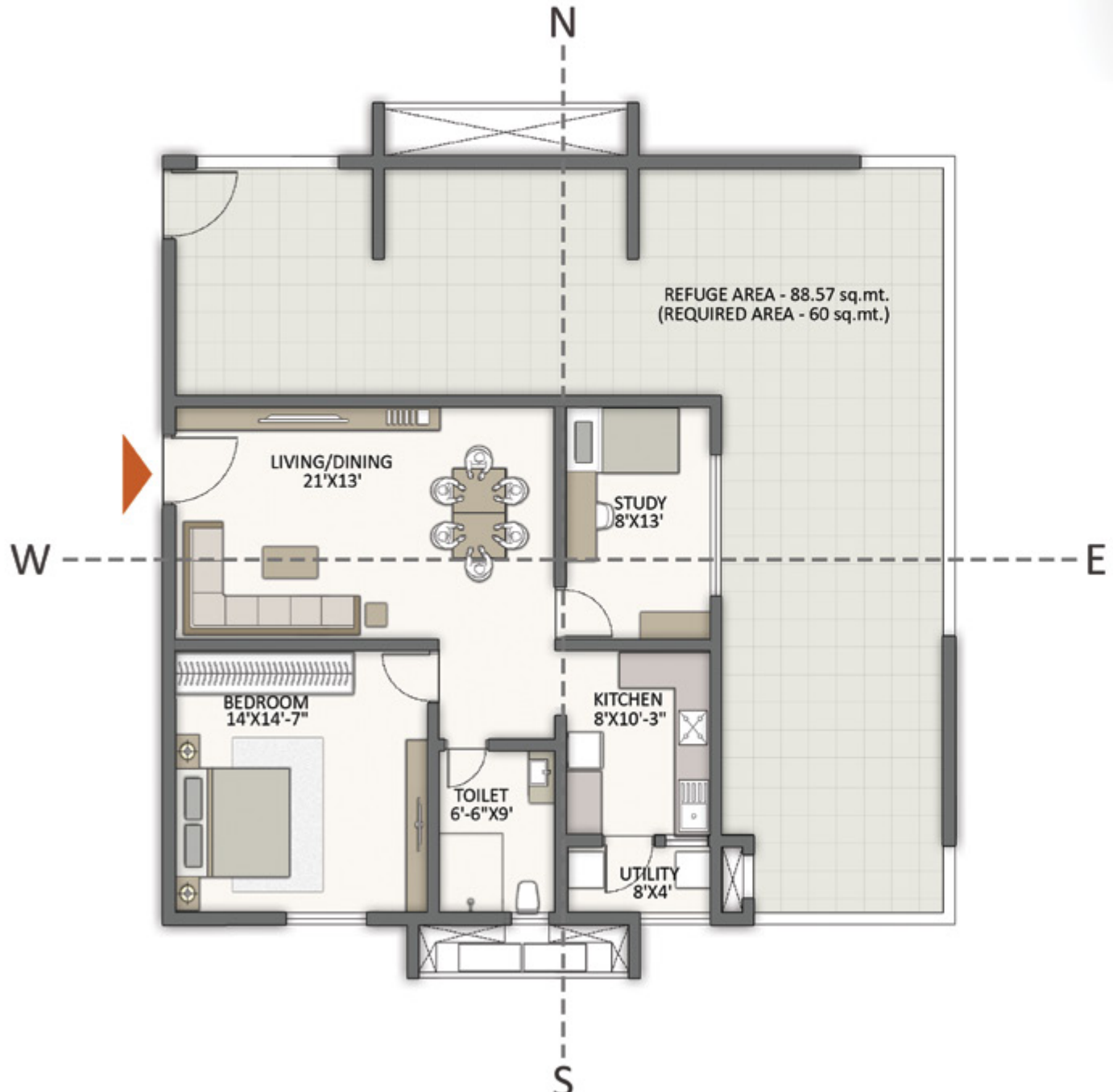
KEYPLAN

TOWER 05 (UNIT 2) - 03 UNITS

	SQ.FT.
Carpet Area	514
Balcony & Utility Area	-
Saleable Area	752
Total No. Of Units	03

TYPE R3

1 BED PLUS – WEST FACING | 19TH, 29TH & 39TH FLOORS



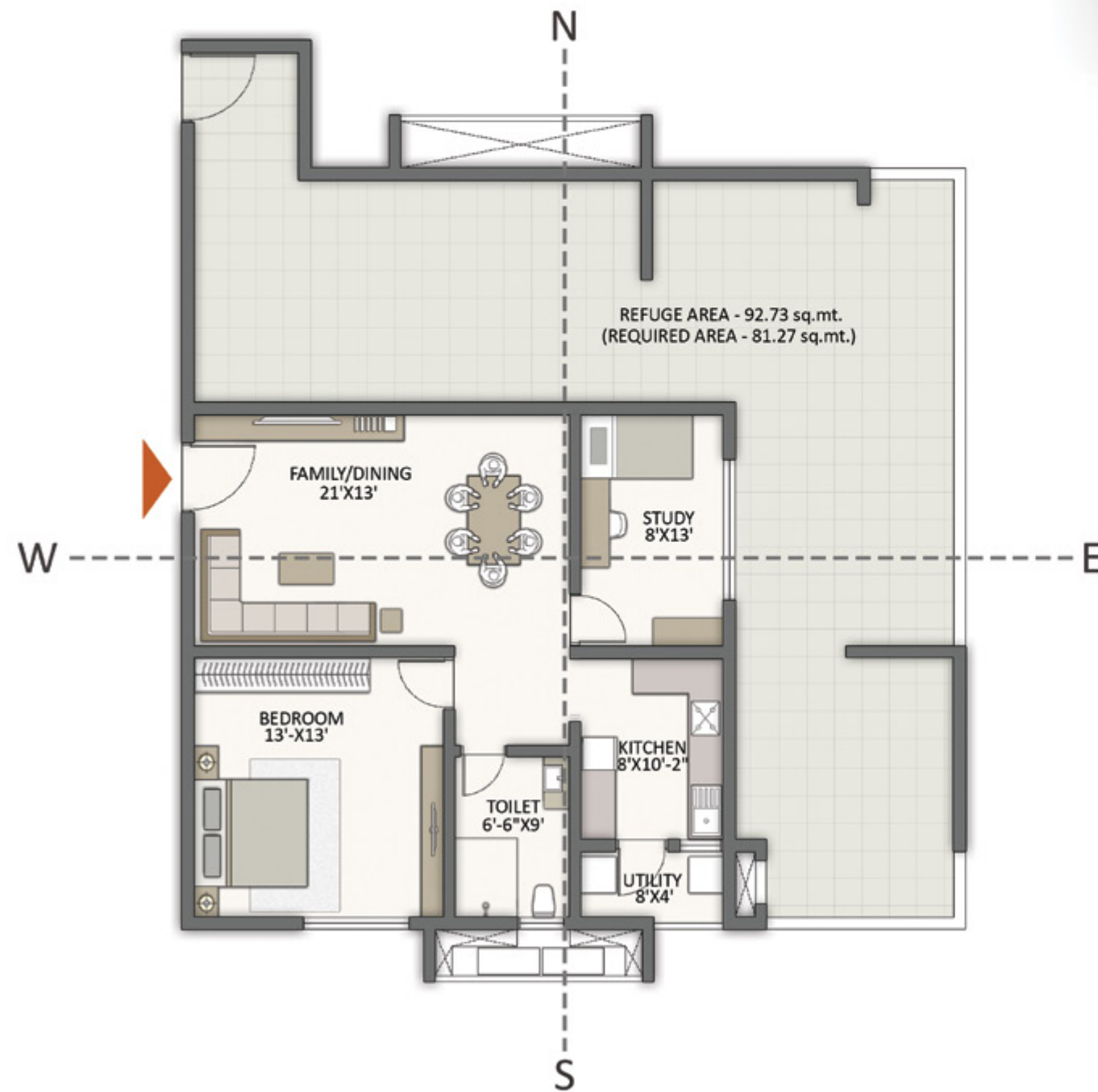
KEYPLAN

TOWER 10 (UNIT 2) - 03 UNITS

	SQ.FT.
Carpet Area	796
Balcony & Utility Area	35
Saleable Area	1184
Total No. Of Units	03

TYPE R4

1 BED PLUS – WEST FACING | 19TH, 29TH & 39TH FLOORS

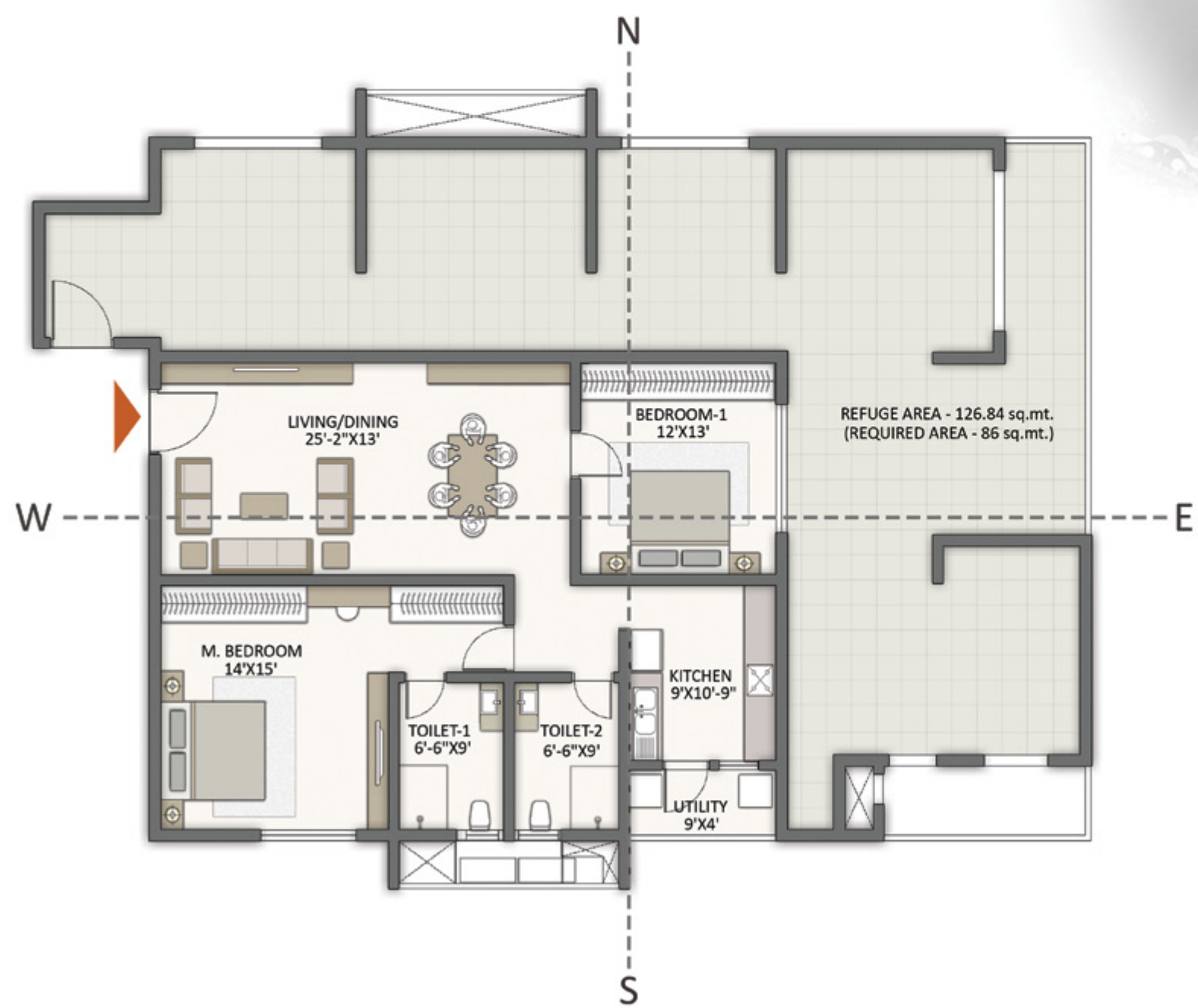


TOWER 02 (UNIT 2) - 03 UNITS

	SQ.FT.
Carpet Area	798
Balcony & Utility Area	32
Saleable Area	1187
Total No. Of Units	03


TYPE R5

2 BED – WEST FACING | 19TH, 29TH & 39TH FLOORS



TOWER 08 (UNIT 2) - 03 UNITS
TOWER 09 (UNIT 2) - 03 UNITS

	SQ.FT.
Carpet Area	1160
Balcony & Utility Area	42
Saleable Area	1728
Total No. Of Units	06



ALL YOU NEED TO LIVE AN ACTIVE, FULFILLING AND AWESOME LIFE!

CLUB GLITTER - THE THROBBING HEART OF THE PRESTIGE CITY.

The massive clubhouse which stands facing the lake is where all the action happens.

Get those muscles toned and enjoy your daily workout at the fully equipped gym, while being energised by stimulating views of the lake. Indulge in some blissful pampering at the spa.

Style it up at the salon and catch a delicious bite at the café and the food court.

Celebrate and entertain in style at the banquet halls.

Enrich your leisure hours, stimulate your competitive spirit and stay entertained with diverse and exciting recreational amenities, such as a badminton and squash courts, indoor games and video games rooms, a swimming pool, a Jacuzzi, and more.

Make the most of the well-designed lakeside social spaces to fraternise with your fellow residents, entertain guests and enjoy community events.

The clubhouse also includes space for essentials like a convenience store, a clinic and a pharmacy.

CLUB ZING – WELLNESS AND FITNESS COME TOGETHER

With an Olympic size swimming pool, a kids' pool, spas for ladies and gentlemen, and a sprawling gym, the Leisure Club is for those who enjoy the active life.

APARTMENT CLUBS

MASTER PLAN



- A Club Glitter
- B Club Zing



CLUB GLITTER

GROUND FLOOR PLAN



- 1. Entrance
- 2. Lobby
- 3. Waiting and Reception Area
- 4. Convenience Store
- 5. Fire Control
- 6. Pharmacy
- 7. Clinic
- 8. Salon
- 9. Back office
- 10. Cafe
- 11. Lounge
- 12. Food Court
- 13. Kitchen
- 14. Storage
- 15. Administration
- 16. Fire Tower
- 17. Gents Toilet
- 18. Ladies Toilet
- 19. Pre-function Area
- 20. Banquet Hall -1
- 21. Banquet Hall -2
- 22. Pantry
- 23. Green Room

CLUB GLITTER

FIRST FLOOR PLAN



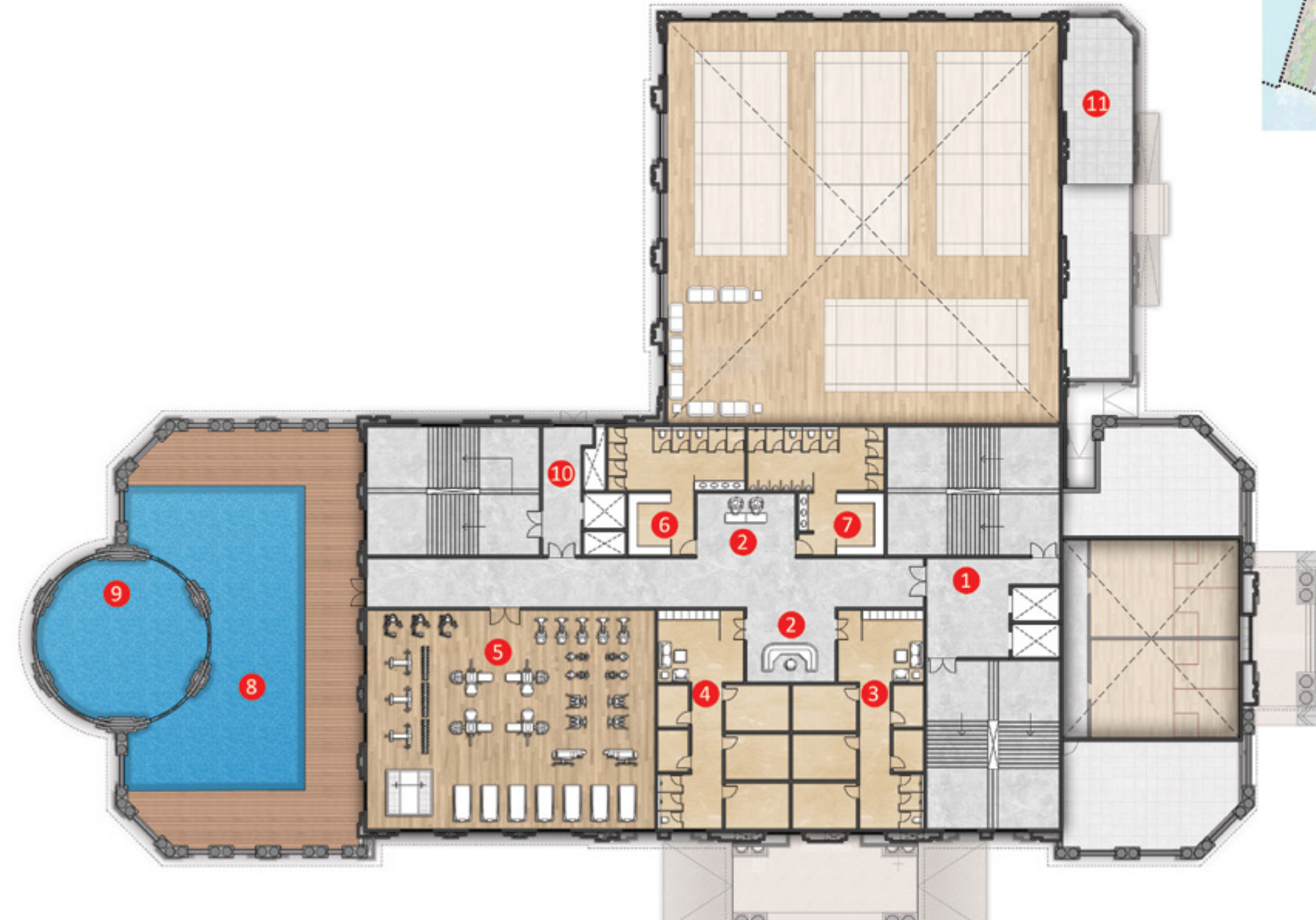
KEYPLAN

1. Lobby
2. Kid's Creche
3. Theatre
4. Ladies Toilet
5. Gents Toilet
6. Badminton Court
7. Terrace
8. Squash Court
9. Fire Tower
10. Pool Service Area



CLUB GLITTER

SECOND FLOOR PLAN



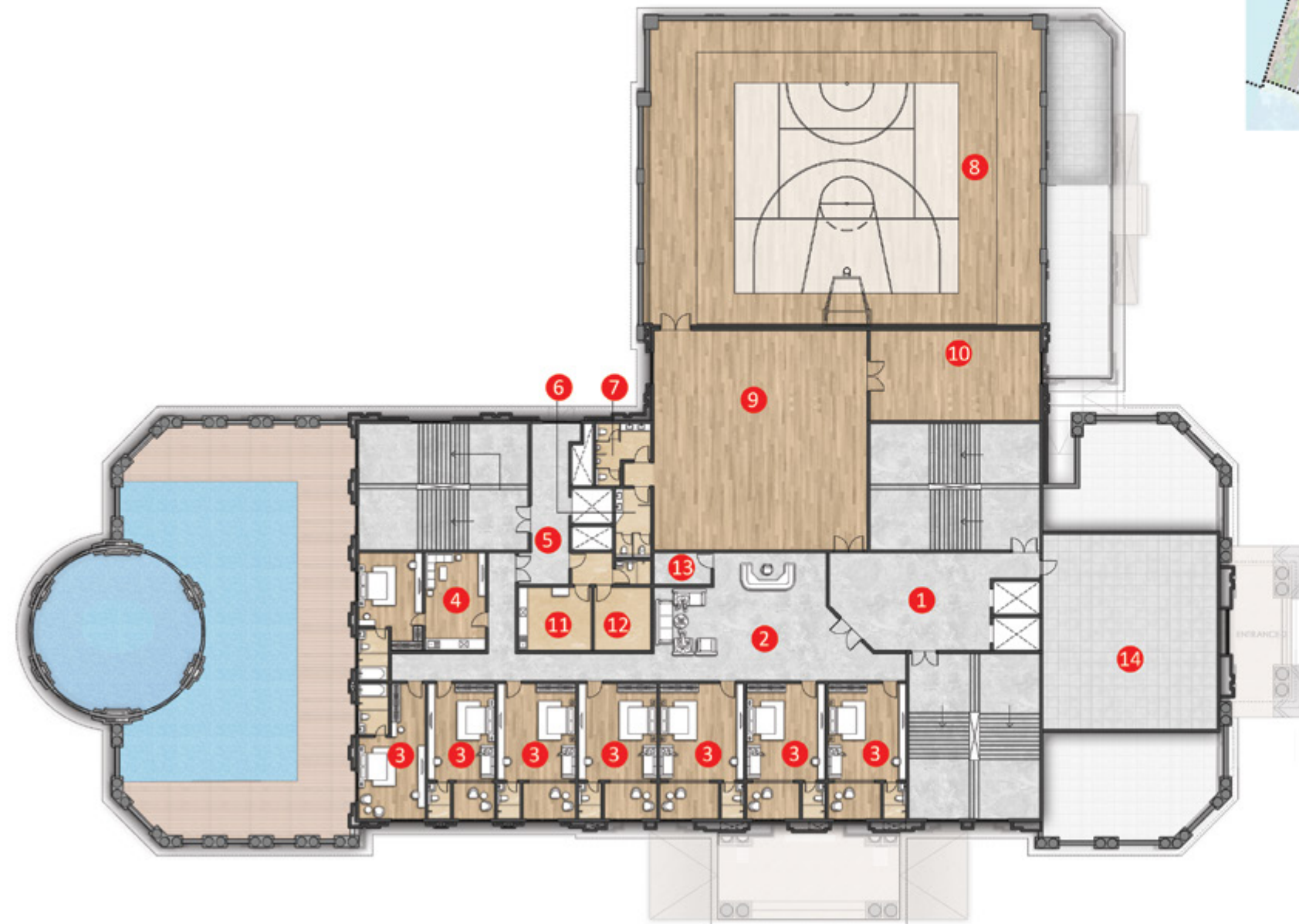
KEYPLAN

1. Lobby
2. Reception
3. Gents Spa
4. Ladies Spa
5. Gym
6. Ladies Toilet and Changing Room
7. Gents Toilet and Changing Room
8. Swimming Pool
9. Jacuzzi
10. Fire Tower
11. Terrace



CLUB GLITTER

THIRD FLOOR PLAN

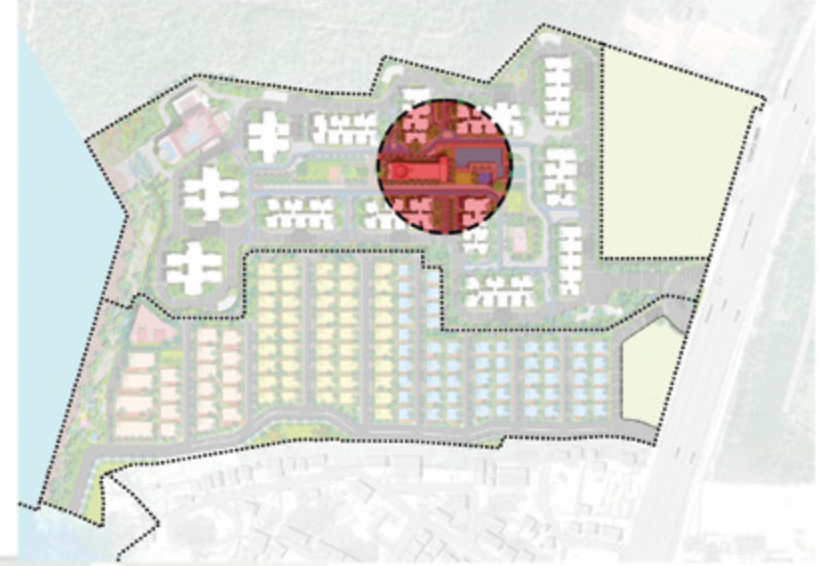
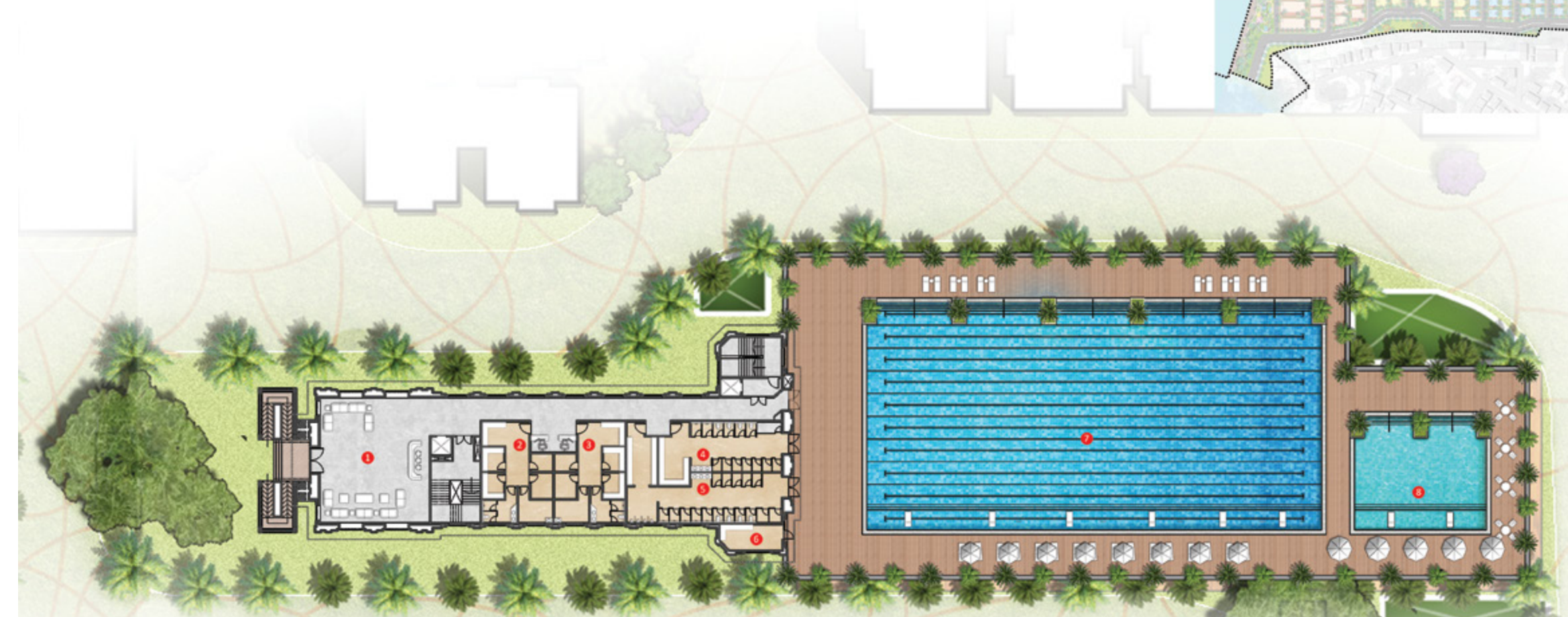


KEYPLAN

1. Lobby
2. Reception and Waiting area
3. Guest room
4. Guest room (Suite)
5. Fire Tower
6. Ladies toilet
7. Gents toilet
8. Terrace/ Multi-purpose half Court
9. Indoor Games
10. Kid's video game room
11. Pantry
12. Laundry
13. Storage
14. Terrace

CLUB ZING

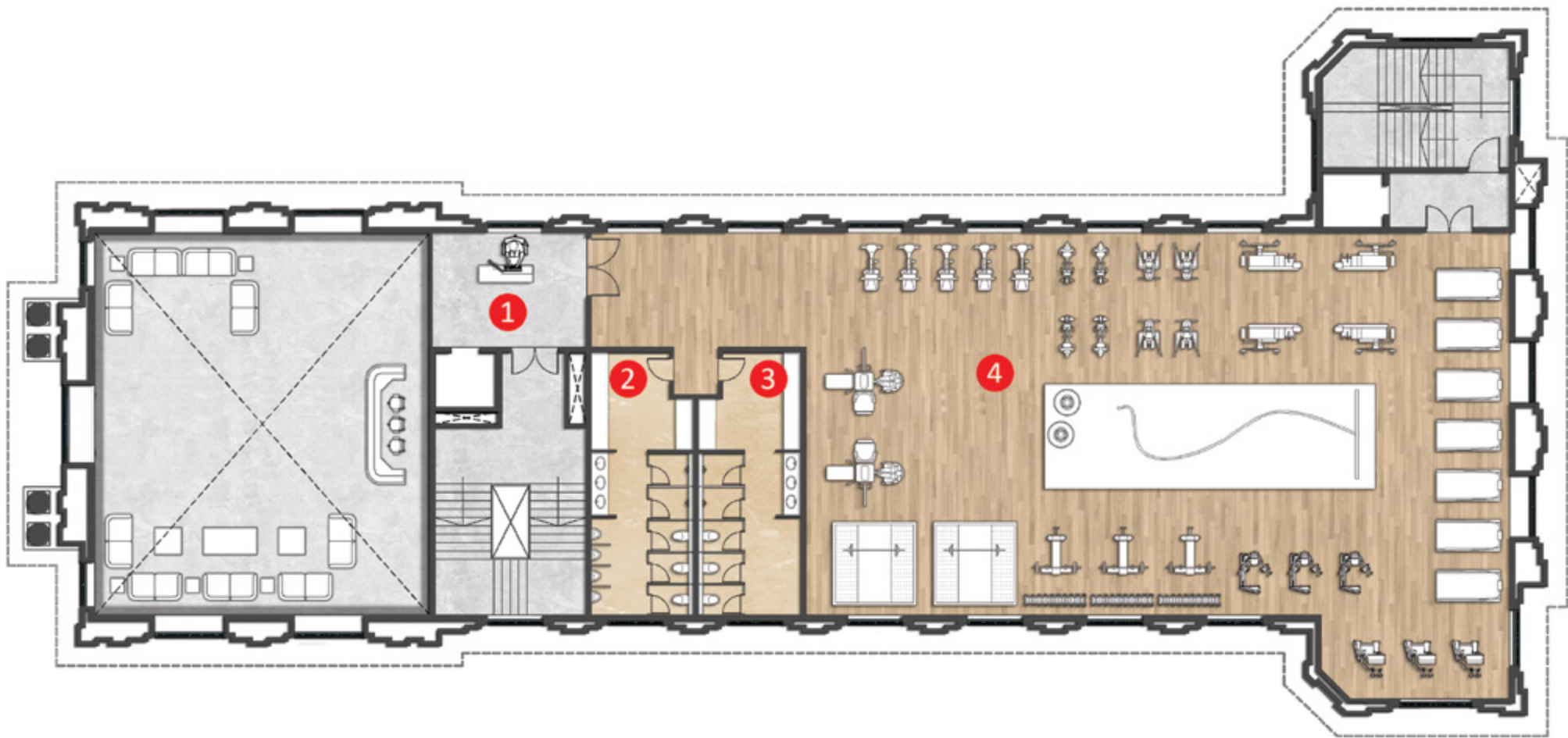
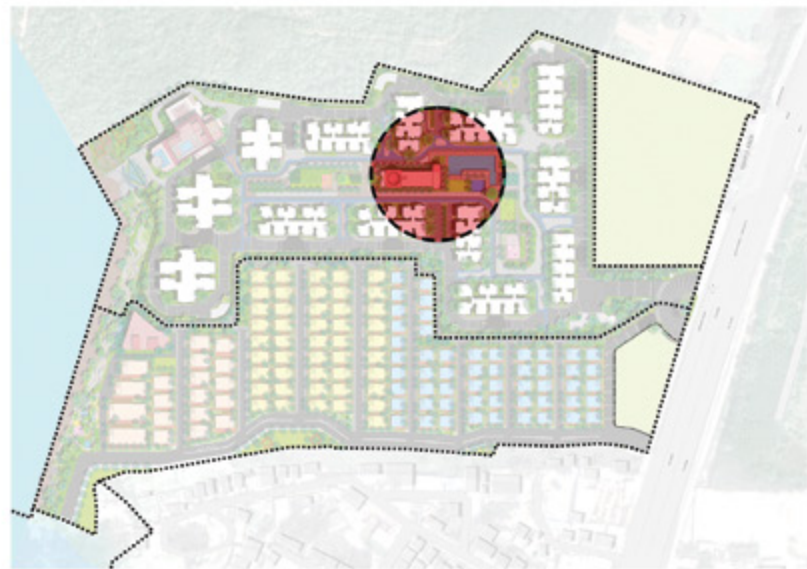
GROUND FLOOR PLAN



1. Entrance lobby
2. Female Spa
3. Male Spa
4. Ladies toilet
5. Gents toilet
6. Storage
7. Olympic size swimming pool
8. Kids swimming pool

CLUB ZING

FIRST FLOOR PLAN



1. Lobby
2. Gents toilet and Changing room
3. Ladies toilet and Changing room
4. Gym

AMENITIES PLAN



MYRIAD WAYS TO STAY ACTIVE
BENEATH THE BLUE SKY

The great outdoors at The Prestige City is dotted with diverse avenues for you to stay occupied, active and healthy, while engaging in everything that makes community living such a wonderful and wholesome experience. There are three different ‘pocket parks’ and two ‘seating nooks’, for you to relax and enjoy the company of friends. Senior citizens have two well shaded spaces earmarked for them to enjoy their leisure undisturbed. There is a pet corner for you to indulge in quality time with your furry friends. There is also a cricket pitch, two tennis courts, a basketball court, a skating rink, a kids’ play area and an outdoor gym.



PROMENADE

MASTER PLAN



LEGEND

1. Toddler's play area
2. Children's play area
3. Jogging track & Open gym
4. Organic farm
5. Sculpture Island
6. Forest board walk
7. Reflexology garden & Gazebo seating

SPECIFICATIONS

STRUCTURE

- RCC Structure in shear wall technology

LOBBY & STAIR CASE

- Elegant lobby flooring in Ground floor.
- Basement and all upper floor lobbies flooring in vitrified tiles.
- Lift cladding in granite as per architect's design.
- Service staircase and service lobby in Kota Stone, or cement tiles on Treads.
- All lobby walls will be finished with a combination of texture paint and ceilings in distemper.

LIFTS

- Lifts of suitable size and capacity will be provided in all towers

APARTMENT FLOORING

- Vitrified tiles in the foyer, living, dining, corridors, all bedrooms, kitchen and utility.
- Ceramic tiles in the Balcony.

KITCHEN

- Ceramic tile dado provided along the designated counter length.
- RO/IG Points

TOILETS

- Ceramic tiles for flooring, with ceramic tiles on walls up to false ceiling
- All toilets with counter top wash basins.
- EWCs and chrome plated fittings.
- Chrome plated tap with shower mixer.
- Geysers in all toilets except the last two floors, and instant Geysers in maid's toilet.
- All toilets of the last two floors will have water from solar panels with provision of geyser in the Master Toilet
- Suspended pipelines in all toilets concealed within a false ceiling
- Provision for exhaust fans

INTERNAL DOORS

- Main Door frame in Timber and laminated flush shutters
- Internal Doors - Wooden frames and laminated flush shutters

EXTERNAL DOORS AND WINDOWS

- UPVC/Aluminum frames and sliding shutters for all external doors or a combination of both wherever required.
- UPVC/Aluminum framed windows with clear glass

PAINTING

- Premium External Emulsion on exterior walls
- Internal walls and ceiling in Emulsion Paint.
- All railings in enamel paint.

ELECTRICAL

- All electrical wiring is concealed in PVC insulated copper wires with modular switches.
- Sufficient power outlets and light points provided
- ELCB and individual meters will be provided for all apartments.
- TV points provided in the living and all bedrooms.
- Telephone points provided in Living and kitchen only.
- Data points provided in living/study and master bedroom.

SECURITY SYSTEM

- Security cabins at all entrances and exits having CCTV coverage.

DG POWER

- Generator will be provided for all Common Areas.

AT ADDITIONAL COST

- DG POWER – 100% Backup for all apartments at additional cost.

FAQ'S

1. What is the prestige city and where is it located?

The Prestige City is the largest integrated township of Hyderabad. A township which comprises of Villas, Apartments & Mall jointly developed by The Prestige Group and Vaishnaoi Group. Strategically located at Rajendra Nagar on Bangalore highway offering excellent connectivity to the core city by PVNR express highway and to CBD area through ORR. This Township is a perfect place for those who seek to live close to the nature, at the same time want to have easy access to the city centre. Surrounded by Acres of greenery (Agriculture University) on one side and a sparkling waterfront on the other.

2. What is the extent of land at The Prestige City Apartments?

Spread Over an expansive 31 Acres of land, this project comprises of 13 Towers + 3 basements and 2 exclusive club houses.

3. What are the distinct advantages or the USPs of The Prestige City?

The Prestige City Apartments is a lake front project spread over 31 Acres. The project has unique advantage of being right next to Mulagund Lake and protected green cover. It enjoys green neighbourhood which includes Acharya NG Ranga Agriculture University with Botanical & horticultural gardens which adds up to 2000+ Acres of lush green lung space. The Prestige City apartments will offer residents vastu compliant homes of 2BR, 2.5BR, 3BR apartments. 4BR apartments have separate servant quarters. All apartments are exclusive and are meticulously strewn ample distances apart, to allow optimum privacy, ventilation.

Distance from key locations

- ORR – 05 mins drive
- Rajiv Gandhi International Airport – 15 mins drive
- Mehdiapatnam – 15 mins drive
- Banjara Hills – 30 mins drive
- CBD Area (Financial District, Gachibowli) – 35 mins drive

Schools

- Edify world school,
- NIRD Bharthi Vidya Bhavan Vidyashram,
- Rockwell international school,
- Glendale Academy,
- Aga Khan Academy,
- Delhi school of Excellence

Hospitals

Apollo hospitals DRDO, Mythri hospital, Zoi hospital, Germanten hospital

Shopping & Entertainment

Prestige Forum Mall, Mantra Mall, Asian Cinemas, Zoo Park and GMR Aero Plaza.

4. Who are the Architects/Master Planners of Prestige Cityt?

Architect Hafeez contractor are the Architect.

5. what are the different types and sizes?

Configuration:

S No	BHK	Type	Area in Sft	No of Units
1	1BED	R1	754	6
2	1BED	R2	752	3
3	1BED PLUS	R3	1184	3
4	1BED PLUS	R4	1187	3
5	2BED SMART	A	1179	126
6	2BED	R5	1728	6
7	2BED PLUS	B	1534	162
8	2BED PLUS	C	1548	204
9	3BED SMART	D	1631	372

FAQ'S

10	3BED SMART	E	1687	525
11	3BED SMART	F	1687	417
12	3BED PRIMA	L	2168	126
13	3BED PRIMA	M	2169	123
14	3BED PRIMA	N	2181	84
15	3BED PRIMA	O	2144	84
16	3BED PRIMA	P	2238	168
17	3BED PRIMA	Q	2245	42
18	3BED PRIMA	G	1898	330
19	3BED PRIMA	H	2049	252
20	3BED PRIMA	I	2034	126
21	3BED PRIMA	J	2047	84
22	3BED PRIMA	K	2136	165
23	3BED PLUS	R	2433	420
24	3BED PLUS	S	2433	324
25	4BED	T	3348	42
26	4BED	U1	3381	39
27	4BED	U2	3357	168
28	4BED	U3	3355	81
29	4BED	V	3431	162
Total			4647	

6. is there a club house and what are the amenities provided in The Prestige City?

The Development is complimented by two Fully Equipped Clubhouses, which include 2 Swimming Pools, Kids Pool,

Conference Room, Gym, Squash, Spa, Pharmacy, Clinic, Saloon, Convenience Store, Café, Food Court, Guest Rooms, Indoor Badminton Court, 2 Banquet Halls, Creche, Theatre, Billiards, and Indoor Gaming Room and all other modern amenities.

7. is this a phased development and what are the time lines for completion?

The Prestige City Apartments project is a single phase development and is scheduled for completion by Dec 2027 with a grace period 6 months.

8. How do I book my home at The Prestige City?

- Please identify your unit from available options by visiting sales office in person.
- Fill in the booking application form & provide your KYC documents.
- Pay the initial booking amount of 10% by way of cheque/DD favouring “Prestige Vaishnaoi Projects”, together with required supporting documents.

9. When do I get a confirmed allotment?

On payment of 10% of the sale value and submission of all KYC documents, the allotment will be confirmed.

10. How are instalments to be paid and is it time bound?

Instalments are to be paid by way of post-dated cheques which is a pre-condition of the allotment. This schedule of payment is on a time bound basis as mentioned in the payment schedule. In case of a home loan, these PDCs are held with us as a collateral & returned at the time of possession.

FAQ'S

11. What happens if I cancel my booking?

Why would you want to miss out on such a strategically located and meticulously designed project? However, if you do wish to cancel after booking, 2% of the sale value will be forfeited before the Agreements and 10% of the sale value will be forfeited after agreements are executed as a cancellation fee and the balance will be returned (subject to statutory deductions) without interest.

Kindly Note:

- 1) Cancellation will attract GST as applicable.
- 2) 5% GST paid on installments towards the flat would not be refunded.

12. Are modifications permitted in the apartments?

The specifications and designs have been carefully worked out. Considering the shear wall technology being adopted, no modifications are permitted.

13. Is the title of the property clear?

Legal due diligence has been done. The land is freehold, marketable and free from all encumbrances and approved under GHMC (Government of Telangana)

14. Who is the plan sanctioning authority?

The development plans have been sanctioned by GHMC.

15. Has RERA approved this project?

Yes, RERA Registration No. P02400007209

16. What are the documents that need to be signed?

The Documents that need to be signed are Agreement to Sell, followed by a Sale Deed upon completion of the development.

17. What is the process of registration and when does registration take place?

Registration of sale deed will be done only on completion of the development and on payment of the entire sale consideration including the additional charges.

18. Has Prestige City been approved by banks/Housing finance institutions (HFIs) for loans?

Yes we have selected Banks/HFIs who will extend loans to customers based on their eligibility criteria.

19. What is the process of assignment?

Assignment, subject to discretion of Prestige, can be done only after the Agreements have been signed, PDCs given, 5 instalments paid and the new party complying with the terms and conditions of the Principal Agreement. Transfer fee of Rs.200/- per sq. ft plus GST, as applicable, will be levied. If you have availed a loan then you will be required to retrieve and hand over all letters and documents issued by Prestige Vaishnaoi Projects to the bank / housing finance institution along with loan closure letter. Please note that transfer will be done only when there are no dues.

20. What if Prestige delays the construction and possession?

Our endeavour is to complete & hand over the project as per committed time lines. However, for reasons beyond our control if the project is delayed, Prestige will pay compensation* as per RERA guidelines set by Telangana Government.

FAQ'S

21. What are the additional amounts to be paid?

HMWSSB/TRANSC charges, GST, Generator charges, Registration & Stamp Duty Charges, Sinking fund & Advance Maintenance and any other statutory charges/ duties as applicable. GST will be collected along with booking amount and instalments spread till possession.

22. What is my responsibility for disbursement of instalments through HFIs/ Banks?

It is the purchaser's responsibility to ensure timely disbursement of instalments from HFIs and no demand will be made by us to the HFIs for the same. To facilitate smooth payments, customers are required to agree to a pre-determined payment schedule & issue a mandate to the HFI/ Bank to disburse payments as per the schedule. This will be done via a 'Mandatory Disbursement Form' at the time of signing the Sale Agreement.

23. Who will take care of the maintenance of The Prestige City Apartments?

The maintenance will be taken care of by Prestige Property Management & Services. You can be rest assured The Prestige City will be cared for by professionals.

24. Am I permitted to shift my booking?

No, you are not permitted to shift your booking either to a different block or to a different project.

25. What is the scheme for maintenance?

The scheme for maintenance is as under:

- A sum of Rs. 60/- per sqft. will be charged as the advance maintenance fee for the first year and will be collected at the time of closing of your accounts. From second year onwards, maintenance charges will levied on a quarterly basis payable in advance. All future payments are to be made in favouring the property. management company.

- An additional sum of Rs. 50/- per sqft. corresponding to the super built-up area will be collected as Sinking Fund. This amount will be deposited in an Escrow Account and the accruals will be used for major expenditure.

26. Will there be a validity to the price list?

The prices are subject to change from time to time, subject to the discretion of the Prestige Vaishnaoi Projects.

27. What is the main source of water?

Water will be obtained through the available ground water & HMWSSB supply. Water Recycling Plants, Rain Water Harvesting and other methods for optimum use of water resources are planned.

28. What happens if I have any more questions/clarifications?

Please email us at: hyd@prestigeconstructions.com or Contact us on Toll Free: 1800-313-0080/ Corporate Office Land line: 040-23351440/41, 080-2559 1080 or meet us at: PRESTIGE VAISHNAOI PROJECTS, Gagan Pahad, Hyderabad – Bangalore Highway (N.H.7) Hyderabad – 501323. Tel : 040 - 23351440/1



Bengaluru | Chennai | Goa | Hyderabad | Kerala | Mangaluru
Delhi-NCR | Mumbai | Ahmedabad | International Sales Office

Prestige Estates Projects Limited

Prestige Falcon Towers, No.19, Brunton Road, Bengaluru - 560025,
Karnataka, INDIA. Ph: +91-80-25591080.
E-mail: properties@prestigeconstructions.com
www.prestigeconstructions.com

International Sales Office: dubai@prestigeconstructions.com
Usha: +971 50 212 3138

Prestige Estates Projects Limited

19th Floor, Prestige Sky Tech, Sy. Nos. 332/Part, 333/Part, Behind Continental
Hospital, ISB Road, Nanakramguda, Hyderabad – 500032
Mobile: +91 84960 84960 TOLLFREE: +91 7676880000
hyd@prestigeconstructions.com | www.prestigeconstructions.com



Realty | Construction | Manufacturing
Automobile | Textile Park

Vaishnai Group:

Plot No: 11 & 12, Flat No: 1, Amar Society, Guttalabegumpet,
Kavuri Hills, Madhapur, Hyderabad, Telangana-500033.
Ph: +91 8808803636
Email: info@vaishnaoigroup.com
www.vaishnaoigroup.com

THE PRESTIGE CITY

Rajendra Nagar, Hyderabad,

Telangana 500052

This brochure is conceptual and has been prepared based on the inputs provided by the Project Architect. This may vary during execution. The Promoter reserves the right to change, alter, add or delete any of the specifications mentioned herein based on site conditions and construction exigencies without prior permission or notice. The external color schemes and detailing of landscape may vary as may be suggested by the Architect considering the site conditions.

The furniture shown in the plans is only for the purpose of illustrating a possible layout and does not form a part of the offering or specifications. All Apartment interior views do not depict the standard wall, color & ceiling finishes and are not part of the offering. Photographs used are stock images and are only representational in nature.

Further, the dimensions mentioned do not consider the plastering thickness and there could be marginal variations in carpet areas.

